

TIMM17A Polyclonal Antibody



Catalog Number: 164880

Product name

TIMM17A Polyclonal Antibody

Specificity

Human, Mouse

Antibody description

Polyclonal antibody to TIMM17A

Preparation

Antigen: Recombinant fusion protein containing a sequence corresponding to amino acids 1-171 of human TIMM17A (NP_006326.1).

Formulation

PBS with 0.02% sodium azide, 50% glycerol, pH7.3.

Storage

Store at -20°C. Avoid freeze / thaw cycles.

Clonality

Polyclonal

Ig Type

Rabbit IgG

Applications

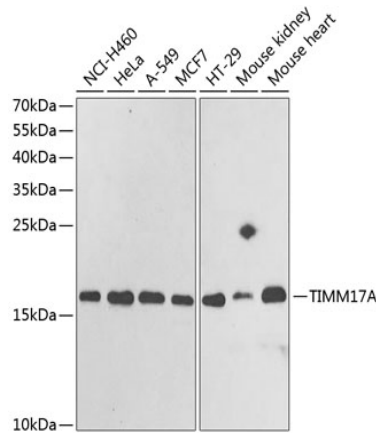
WB, IF

Dilutions

WB 1:500 - 1:2000

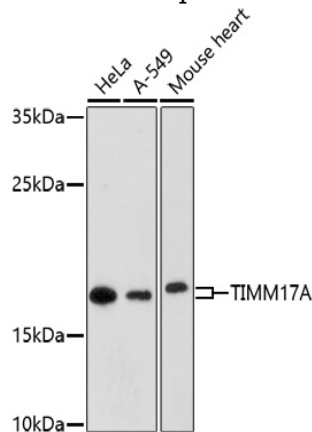
IF 1:10 - 1:100

Validations



Western blot - TIMM17A Polyclonal Antibody

Western blot analysis of extracts of various cell lines, using TIMM17A antibody at 1:1000 dilution. Secondary antibody: HRP Goat Anti-Rabbit IgG (H+L) at 1:10000 dilution. Lysates/proteins: 25ug per lane. Blocking buffer: 3% nonfat dry milk in TBST. Detection: ECL Basic Kit. Exposure time: 90s.



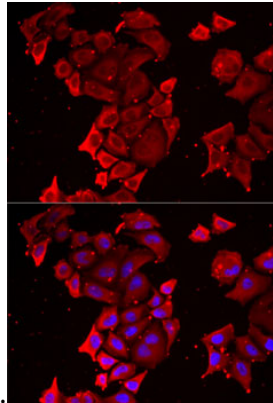
Western blot - TIMM17A Polyclonal Antibody

Western blot analysis of extracts of various cells, using TIMM17A antibody at 1:1000 dilution ratio through one-step method. Secondary antibody: HRP Goat Anti-Rabbit IgG (H+L) at 1:10000 dilution. Lysates/proteins: 25ug per lane. Blocking buffer: 3% nonfat dry milk in TBST. Detection: ECL

TIMM17A Polyclonal Antibody



Catalog Number: 164880



Immunofluorescence - TIMM17A Polyclonal Antibody

Immunofluorescence analysis of MCF7 cells using TIMM17A antibody . Blue: DAPI for nuclear staining.

Basic Kit .Exposure time: 1s.