

# HMGB2 antibody

Catalog Number: 111480

## Product name

HMGB2 antibody

## Specificity

Human, Mouse, Rat; other species not tested.

## Antibody description

HMGB2 Rabbit Polyclonal antibody. Positive WB detected in HEK-293 cells. Positive IHC detected in human lymphoma tissue. Observed molecular weight by Western-blot: 28-30kd

## Preparation

This antibody was obtained by immunization of HMGB2 recombinant protein (Accession Number: BC000903). Purification method: Antigen affinity purified.

## Formulation

PBS with 0.02% sodium azide and 50% glycerol pH 7.3.

## Storage

Store at -20°C. DO NOT ALIQUOT

## Clonality

Polyclonal

## Ig Type

Rabbit IgG

## Applications

ELISA, WB, IHC


## Dilutions

Recommended Dilution:

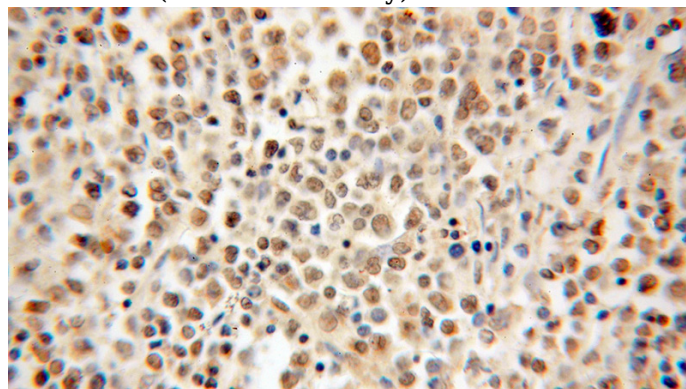
WB: 1:500-1:5000

IHC: 1:20-1:200

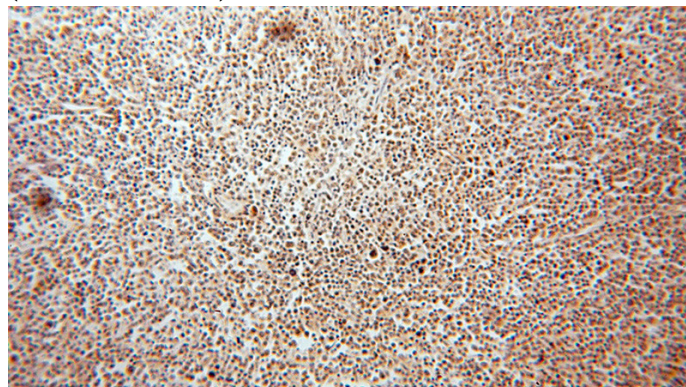
## Validations



HEK-293 cells were subjected to SDS PAGE followed by western blot with Catalog No:111480(HMGB2 antibody) at dilution of 1:500



Immunohistochemical of paraffin-embedded human lymphoma using Catalog No:111480(HMGB2 antibody) at dilution of 1:50 (under 40x lens)



Immunohistochemical of paraffin-embedded human lymphoma using Catalog No:111480(HMGB2 antibody) at dilution of 1:50 (under 10x lens)