

ANKRD54 antibody



Catalog Number: 108080

Product name

ANKRD54 antibody

Immunogen

[Human ANKRD54 Recombinant protein \(GST tag\)](#)

Specificity

Human, Mouse; other species not tested.

Antibody description

ANKRD54 Rabbit Polyclonal antibody. Positive WB detected in mouse testis tissue, K-562 cells, PC-3 cells. Positive IHC detected in mouse testis tissue, human ovary tissue. Observed molecular weight by Western-blot: 35-37 kDa

Preparation

This antibody was obtained by immunization of ANKRD54 recombinant protein (Accession Number: NM_138797). Purification method: Antigen affinity purified.

Formulation

PBS with 0.1% sodium azide and 50% glycerol pH 7.3.

Storage

Store at -20°C. DO NOT ALIQUOT

Clonality

Polyclonal

Ig Type

Rabbit IgG

Applications

ELISA, WB, IHC

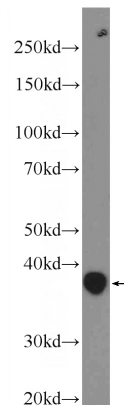
Dilutions

Recommended Dilution:

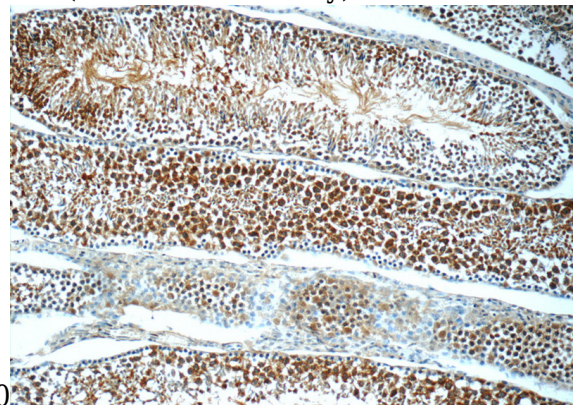
WB: 1:500-1:5000

IHC: 1:20-1:200

Validations

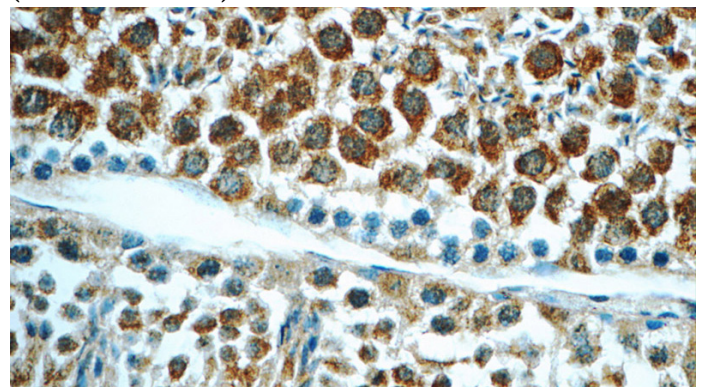


mouse testis tissue were subjected to SDS PAGE followed by western blot with Catalog No:108080(ANKRD54 Antibody) at dilution of



1:1000

Immunohistochemistry of paraffin-embedded mouse testis tissue slide using Catalog No:108080(ANKRD54 Antibody) at dilution of 1:50 (under 10x lens)



ANKRD54 antibody



Catalog Number: 108080

Immunohistochemistry of paraffin-embedded mouse testis tissue slide using Catalog

No:108080(ANKRD54 Antibody) at dilution of 1:50 (under 40x lens)