

BCL2 antibody



Catalog Number: 107080

Product name

BCL2 antibody

Immunogen

[Human BCL2 Recombinant protein \(GST tag\)](#)

Specificity

Human; other species not tested.

Antibody description

BCL2 Mouse Monoclonal antibody. Positive IHC detected in human tonsillitis tissue, human lymphoma tissue. Positive FC detected in Jurkat cells. Positive IP detected in U-937 cells. Positive WB detected in Jurkat cells, U-937 cells. Observed molecular weight by Western-blot: 26 kDa

Preparation

This antibody was obtained by immunization of BCL2 recombinant protein (Accession Number: XM_047437733). Purification method: Caprylic acid/ammonium sulfate precipitation.

Formulation

PBS with 0.1% sodium azide and 50% glycerol pH 7.3.

Storage

Store at -20°C. DO NOT ALIQUOT

Clonality

Monoclonal

Ig Type

Mouse IgG2b

Applications

ELISA, FC, IP, IHC, WB

Dilutions

Recommended Dilution:

WB: 1:1000-1:10000

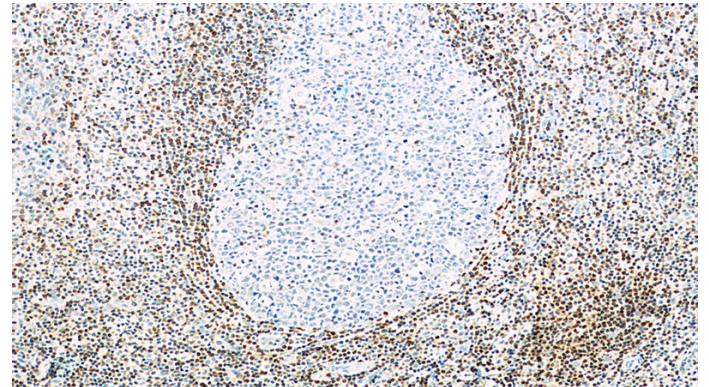
IP: 1:500-1:5000

IHC: 1:100-1:2000

Validations



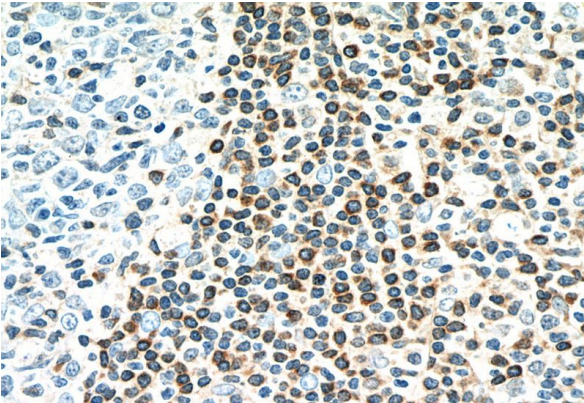
Jurkat cells were subjected to SDS PAGE followed by western blot with Catalog No:107080(BCL2 Antibody) at dilution of 1:4000



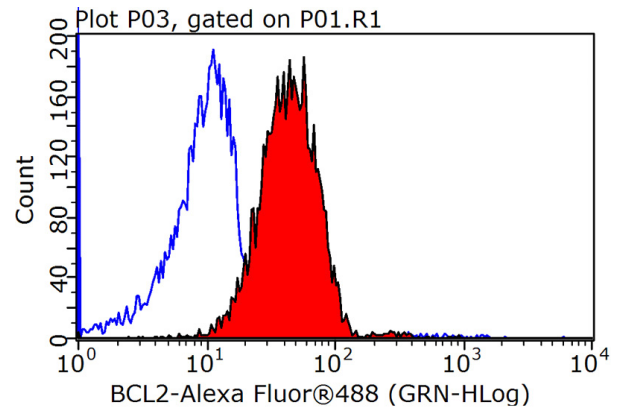
Immunohistochemistry of paraffin-embedded human tonsillitis tissue slide using Catalog No:107080(BCL2 Antibody) at dilution of 1:1000 (under 10x lens)


BCL2 antibody

Catalog Number: 107080



Immunohistochemistry of paraffin-embedded human tonsillitis tissue slide using Catalog No:107080(BCL2 Antibody) at dilution of 1:1000 (under 40x lens)



1X10⁶ Jurkat cells were stained with 0.2ug BCL2 antibody (Catalog No:107080, red) and control antibody (blue). Fixed with 90% MeOH blocked with 3% BSA (30 min). Alexa Fluor 488-conjugated AffiniPure Goat Anti-Mouse IgG(H+L) with dilution 1:1000. 

IP Result of anti-BCL2 (IP:Catalog No:107080, 5ug; Detection:Catalog No:107080 1:1000) with U-937 cells lysate 4000ug.