

IL-1F6 / IL-36 α antibody

Catalog Number: 111770

Product name

IL-1F6 / IL-36 α antibody

Specificity

Human; other species not tested.

Antibody description

IL-1F6 / IL-36 α Rabbit Polyclonal antibody.
Positive IHC detected in human gliomas tissue.
Positive WB detected in Transfected HEK-293 cells.

Preparation

This antibody was obtained by immunization of IL-1F6 / IL-36 α recombinant protein (Accession Number: XM_011510965). Purification method: Antigen Affinity purified.

Formulation

PBS with 0.02% sodium azide and 50% glycerol pH 7.3.

Storage

Store at -20°C. DO NOT ALIQUOT

Clonality

Polyclonal

Ig Type

Rabbit IgG

Applications

ELISA, WB, IHC

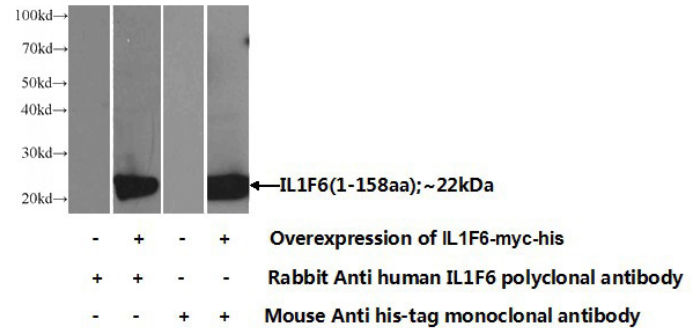
Dilutions

Recommended Dilution:

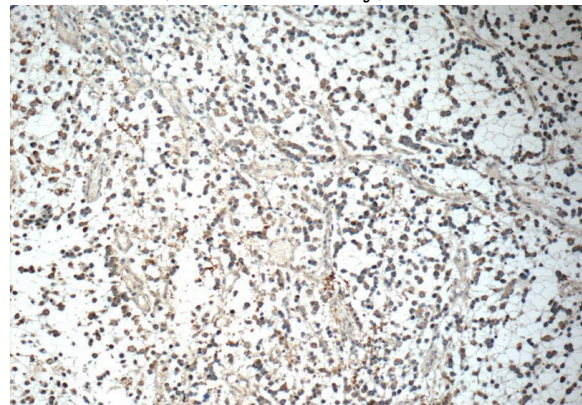
WB: 1:500-1:5000

IHC: 1:20-1:200

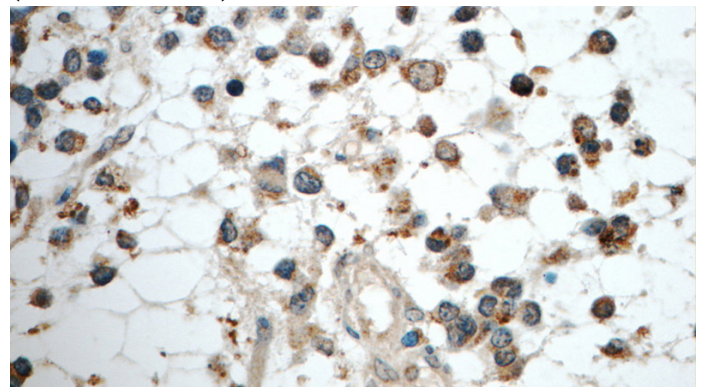
Validations



Transfected HEK-293 cells were subjected to SDS PAGE followed by western blot with Catalog No:111770(IL1F6 Antibody) at dilution of 1:1000



Immunohistochemistry of paraffin-embedded human gliomas tissue slide using Catalog No:111770(IL1F6 Antibody) at dilution of 1:50 (under 10x lens)



Immunohistochemistry of paraffin-embedded human gliomas tissue slide using Catalog No:111770(IL1F6 Antibody) at dilution of 1:50 (under 40x lens)