

TACO1/CCDC44 antibody



Catalog Number: 115970

Product name

TACO1/CCDC44 antibody

WB: 1:200-1:2000

IP: 1:200-1:2000

Specificity

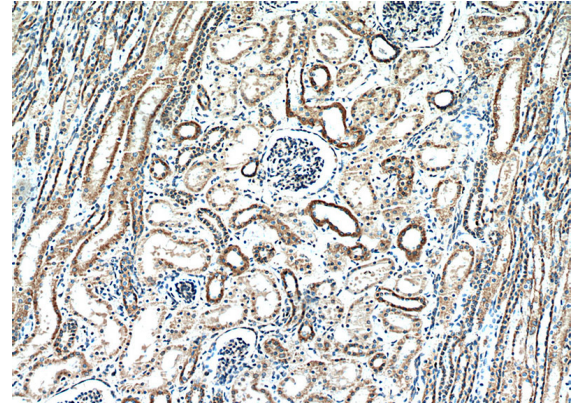
Human, Mouse, Rat; other species not tested.

IHC: 1:20-1:200

Antibody description

TACO1/CCDC44 Rabbit Polyclonal antibody. Positive IHC detected in human kidney tissue, human brain tissue. Positive WB detected in mouse liver tissue, COLO 320 cells, HeLa cells, mouse brain tissue, mouse heart tissue. Positive IP detected in mouse liver tissue. Observed molecular weight by Western-blot: 30-32 kDa

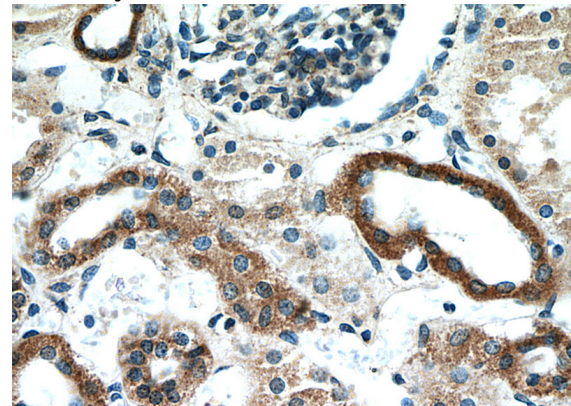
Validations



Immunohistochemical of paraffin-embedded human kidney using Catalog No:115970(CCDC44 antibody) at dilution of 1:50 (under 10x lens)

Preparation

This antibody was obtained by immunization of TACO1/CCDC44 recombinant protein (Accession Number: NM_016360). Purification method: Antigen affinity purified.



Immunohistochemical of paraffin-embedded human kidney using Catalog No:115970(CCDC44 antibody) at dilution of 1:50 (under 40x lens)

Formulation

PBS with 0.02% sodium azide and 50% glycerol pH 7.3.

Storage

Store at -20°C. DO NOT ALIQUOT

Clonality

Polyclonal

Ig Type

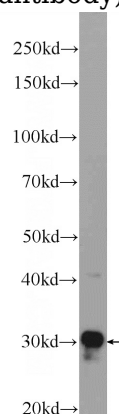
Rabbit IgG

Applications

ELISA, IHC, WB, IP

Dilutions

Recommended Dilution:



TACO1/CCDC44 antibody

Catalog Number: 115970

mouse liver tissue were subjected to SDS PAGE followed by western blot with Catalog No:115970(CCDC44 Antibody) at dilution of 1:600

IP Result of anti-CCDC44 (IP:Catalog No:115970, 4ug; Detection:Catalog No:115970 1:600) with mouse liver tissue lysate 4000ug.

