

CEMIP Polyclonal Antibody



Catalog Number: 165970

Product name

CEMIP Polyclonal Antibody

Specificity

Human, Mouse

Antibody description

Polyclonal antibody to CEMIP

Preparation

Antigen: Recombinant fusion protein containing a sequence corresponding to amino acids 180-420 of human CEMIP (NP_061159.1).

Formulation

PBS with 0.02% sodium azide, 50% glycerol, pH7.3.

Storage

Store at -20°C. Avoid freeze / thaw cycles.

Clonality

Polyclonal

Ig Type

Rabbit IgG

Applications

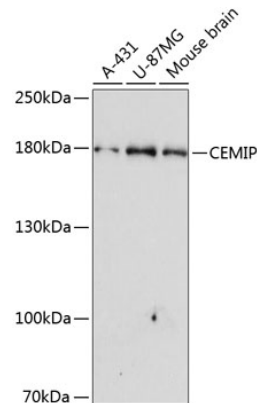
WB, IHC

Dilutions

WB 1:500 - 1:2000

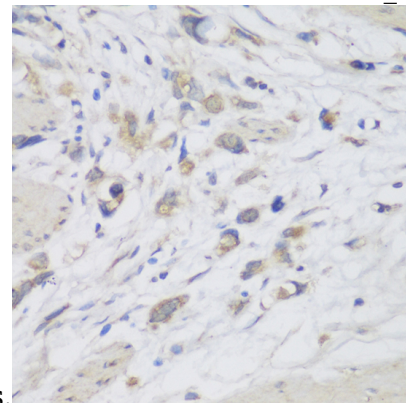
IHC 1:50 - 1:200

Validations



Western blot - CEMIP Polyclonal Antibody

Western blot analysis of extracts of various cell lines, using CEMIP antibody at 1:3000 dilution. Secondary antibody: HRP Goat Anti-Rabbit IgG (H+L) at 1:10000 dilution. Lysates/proteins: 25ug per lane. Blocking buffer: 3% nonfat dry milk in TBST. Detection: ECL Enhanced Kit. Exposure



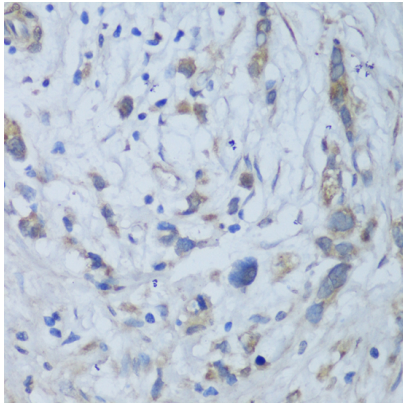
Immunohistochemistry - CEMIP Polyclonal Antibody

Immunohistochemistry of paraffin-embedded human lung cancer using CEMIP antibody at dilution of 1:150 (40x lens).

CEMIP Polyclonal Antibody



Catalog Number: 165970



Immunohistochemistry - CEMIP Polyclonal Antibody

Immunohistochemistry of paraffin-embedded human gastric cancer using CEMIP antibody at dilution of 1:150 (40x lens).