

# MYL9 antibody

Catalog Number: 112970

## Product name

MYL9 antibody

IHC: 1:20-1:200

IF: 1:10-1:100

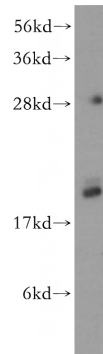
## Specificity

Human, Mouse, Rat; other species not tested.

## Validations

## Antibody description

MYL9 Rabbit Polyclonal antibody. Positive WB detected in human colon tissue. Positive IF detected in MCF-7 cells. Positive IHC detected in human colon cancer tissue. Observed molecular weight by Western-blot: 20kd



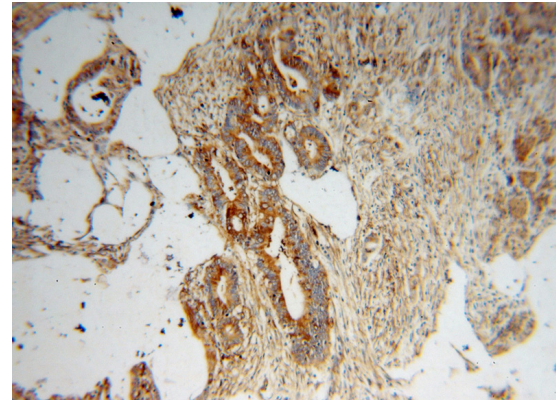
## Preparation

This antibody was obtained by immunization of MYL9 recombinant protein (Accession Number: NM\_181526). Purification method: Antigen affinity purified.

human colon tissue were subjected to SDS PAGE followed by western blot with Catalog No:112970(MYL9 antibody) at dilution of 1:400

## Formulation

PBS with 0.02% sodium azide and 50% glycerol pH 7.3.



## Storage

Store at -20°C. DO NOT ALIQUOT

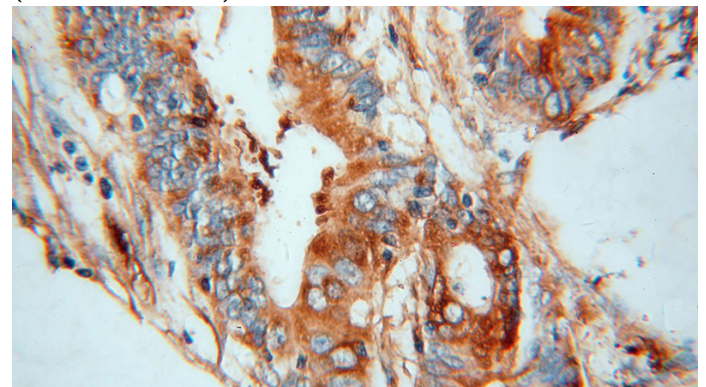
## Clonality

Polyclonal

Immunohistochemical of paraffin-embedded human colon cancer using Catalog No:112970(MYL9 antibody) at dilution of 1:50 (under 10x lens)

## Ig Type

Rabbit IgG



## Applications

ELISA, WB, IHC, IF

## Dilutions

Recommended Dilution:

WB: 1:500-1:5000

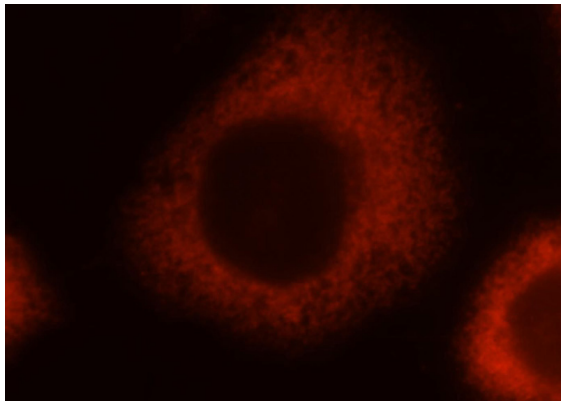
Immunohistochemical of paraffin-embedded

# MYL9 antibody

Catalog Number: 112970

---

human colon cancer using Catalog No:112970(MYL9 antibody) at dilution of 1:50 (under 40x lens)



Immunofluorescent analysis of MCF-7 cells, using MYL9 antibody Catalog No:112970 at 1:25 dilution and Rhodamine-labeled goat anti-rabbit IgG (red).