

CDKN2AIP antibody



Catalog Number: 109170

Product name

CDKN2AIP antibody

Specificity

Human, Mouse, Rat; other species not tested.

Antibody description

CDKN2AIP Rabbit Polyclonal antibody. Positive IHC detected in human kidney tissue, human liver tissue, human ovary tissue, human placenta tissue, human skin tissue, human spleen tissue, human testis tissue. Positive IF detected in HepG2 cells. Positive WB detected in HeLa cells, Jurkat cells. Positive IP detected in HeLa cells. Observed molecular weight by Western-blot: 61kd

Preparation

This antibody was obtained by immunization of CDKN2AIP recombinant protein (Accession Number: NM_017632). Purification method: Antigen affinity purified.

Formulation

PBS with 0.02% sodium azide and 50% glycerol pH 7.3.

Storage

Store at -20°C. DO NOT ALIQUOT

Clonality

Polyclonal

Ig Type

Rabbit IgG

Applications

ELISA, WB, IHC, IF, IP

Dilutions

Recommended Dilution:


WB: 1:200-1:2000

IP: 1:200-1:2000

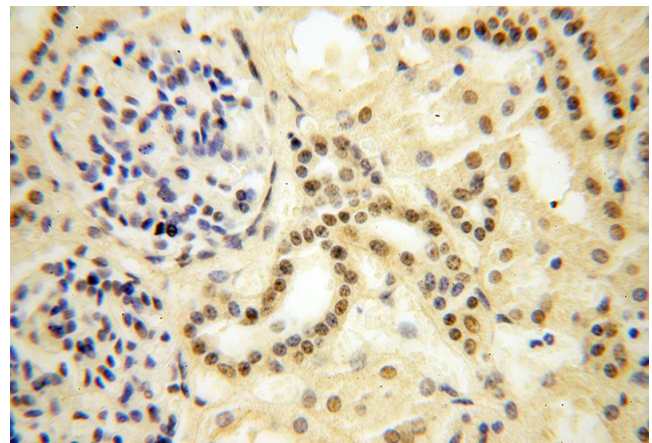
IHC: 1:20-1:200

IF: 1:10-1:100

Validations



HeLa cells were subjected to SDS PAGE followed by western blot with Catalog No:109170(CDKN2AIP antibody) at dilution of 1:1000

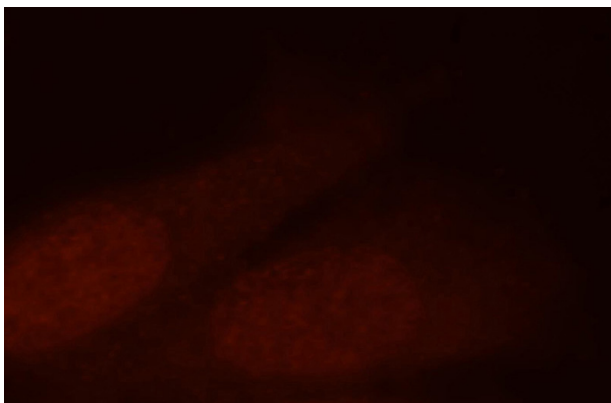



Immunohistochemical of paraffin-embedded human kidney using Catalog No:109170(CDKN2AIP antibody) at dilution of 1:100 (under 40x lens)

CDKN2AIP antibody



Catalog Number: 109170



Immunofluorescent analysis of HepG2 cells, using Catalog No:109170 and Rhodamine-labeled goat anti-rabbit IgG (red). 

IP Result of anti-CDKN2AIP (IP:Catalog No:109170, 4ug; Detection:Catalog No:109170 1:500) with HeLa cells lysate 2800ug.