

Anti-STAT3 (6H10) Mouse antibody



Catalog Number: 168170

Product name

Anti-STAT3 (6H10) Mouse antibody

Specificity

Human, Rat, Mouse

Antibody description

STAT3 (6H10) Mouse monoclonal antibody

Preparation

Antigen: Purified recombinant protein expressed in E.coli.

Formulation

PBS(pH 7.4) containing with 0.02% sodium azide and 50% glycerol.

Storage

Store at 4°C short term. Store at -20°C long term. Avoid freeze / thaw cycle.

Clonality

Monoclonal

Ig Type

Mouse IgG1

Applications

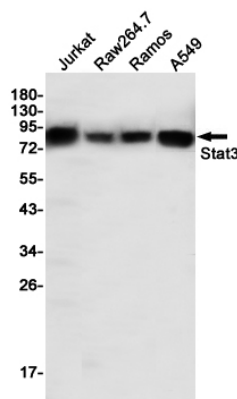
WB, IHC-P

Dilutions

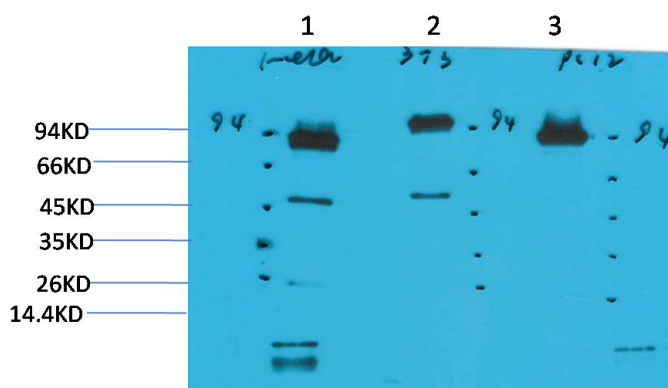
WB: 1/1,000-2,000

IHC: 1/100-200

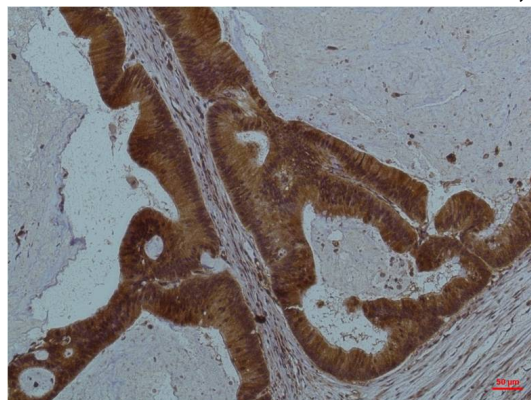
Validations



Western blot detection of Stat3 in Jurkat, Raw264.7, Ramos, A549 cell lysates using Stat3 (6H10) Mouse mAb(1:1000 diluted). Predicted band size: 79, 86KDa. Observed band size: 86KDa.



Western blot analysis of 1) HeLa, 2) 3T3, 3) PC12 with STAT3 Mouse mAb diluted at 1:2,000.



Immunohistochemical analysis of paraffin-embedded Human Colon Carcinoma using STAT3 Mouse mAb diluted at 1:200...
Immunohistochemical analysis of paraffin-embedded Mouse Brain Tissue using STAT3 Mouse mAb diluted at 1:200.