

# HS3ST1 antibody



Catalog Number: 111470

## Product name

HS3ST1 antibody

## Specificity

human, mouse, rat; other species not tested.

## Antibody description

HS3ST1 Rabbit Polyclonal antibody. Positive IHC detected in human heart. Positive WB detected in mouse spleen tissue. Observed molecular weight by Western-blot: 46kd

## Preparation

This antibody was obtained by immunization of HS3ST1 recombinant protein (Accession Number: XM\_011513913). Purification method: Antigen affinity purified.

## Formulation

PBS with 0.1% sodium azide and 50% glycerol pH 7.3.

## Storage

Store at -20°C. DO NOT ALIQUOT

## Clonality

Polyclonal

## Ig Type

Rabbit IgG

## Applications

ELISA, WB, IHC


## Dilutions

Recommended Dilution:

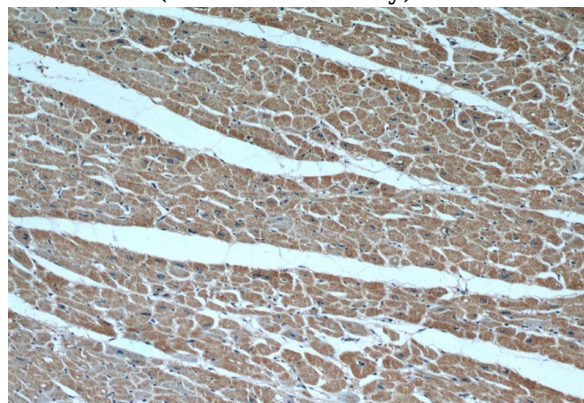
WB: 1:200-1:2000

IHC: 1:20-1:200

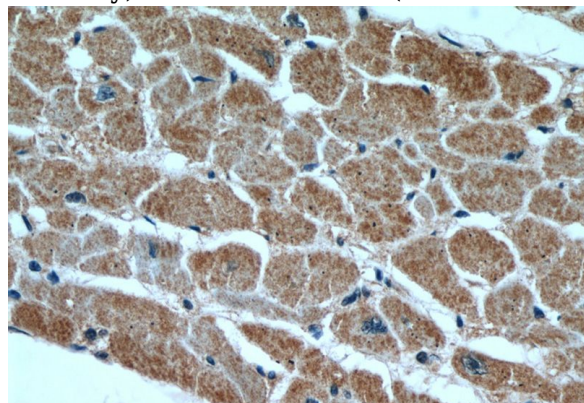
## Validations



mouse spleen tissue were subjected to SDS PAGE followed by western blot with Catalog No:111470(HS3ST1 antibody) at dilution of 1:500



Immunohistochemical of paraffin-embedded human heart using Catalog No:111470(HS3ST1 antibody) at dilution of 1:50 (under 10x lens)



Immunohistochemical of paraffin-embedded human heart using Catalog No:111470(HS3ST1 antibody) at dilution of 1:50 (under 40x lens)