

NDUFB10 antibody



Catalog Number: 113070

Product name

NDUFB10 antibody

Recommended Dilution:

WB: 1:500-1:5000

Specificity

Human, Mouse, Rat; other species not tested.


IP: 1:500-1:5000

IHC: 1:20-1:200

Antibody description

NDUFB10 Rabbit Polyclonal antibody. Positive WB detected in HepG2 cells, human skeletal muscle tissue, mouse liver tissue. Positive IP detected in HepG2 cells. Positive IHC detected in human liver tissue, human brain tissue, human heart tissue, human kidney tissue, human ovary tissue, human placenta tissue, human skin tissue, human spleen tissue. Observed molecular weight by Western-blot: 22 kDa

Validations



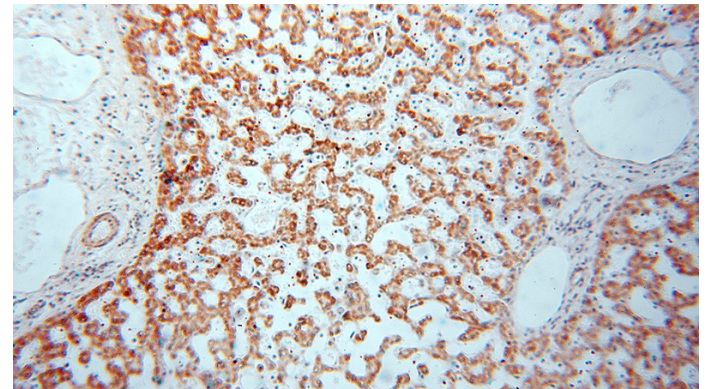
Preparation

This antibody was obtained by immunization of NDUFB10 recombinant protein (Accession Number: NM_004548). Purification method: Antigen affinity purified.

HepG2 cells were subjected to SDS PAGE followed by western blot with Catalog No:113070(NDUFB10 antibody) at dilution of 1:500

Formulation

PBS with 0.02% sodium azide and 50% glycerol pH 7.3.



Storage

Store at -20°C. DO NOT ALIQUOT

Clonality

Polyclonal

Immunohistochemical of paraffin-embedded human liver using Catalog No:113070(NDUFB10 antibody) at dilution of 1:50 (under 10x lens)

Ig Type

Rabbit IgG

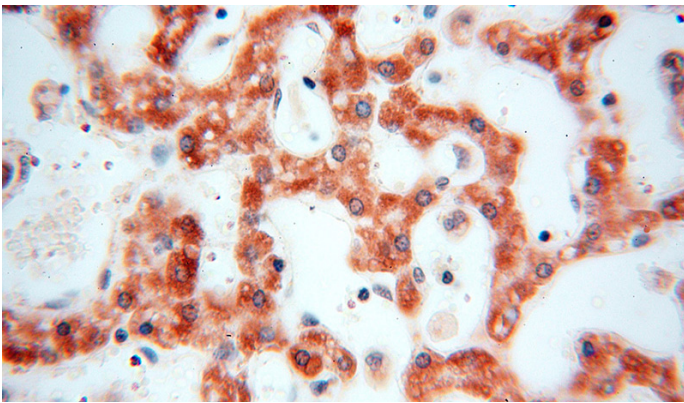
Applications

ELISA, WB, IHC, IP


Dilutions

NDUFB10 antibody

Catalog Number: 113070



Immunohistochemical of paraffin-embedded human liver using Catalog No:113070(NDUFB10 antibody) at dilution of 1:50 (under 40x lens)



IP Result of anti-NDUFB10 (IP:Catalog No:113070, 4ug; Detection:Catalog No:113070 1:1000) with HepG2 cells lysate 1000ug.