

Anti-HP1 alpha (3G2) Mouse antibody



Catalog Number: 168360

Product name

Anti-HP1 alpha (3G2) Mouse antibody

Specificity

Human, Mouse

Antibody description

HP1 alpha (3G2) Mouse monoclonal antibody

Preparation

Antigen: Purified recombinant human HP1 alpha protein fragments expressed in E.coli.

Formulation

Purified mouse monoclonal antibody in buffer containing 0.1M Tris-Glycine (pH 7.4 150 mM NaCl) with 0.02% sodium azide 50% glycerol

Storage

Store at 4°C short term. Store at -20°C long term. Avoid freeze / thaw cycle.

Clonality

Monoclonal

Ig Type

Mouse IgG2b

Applications

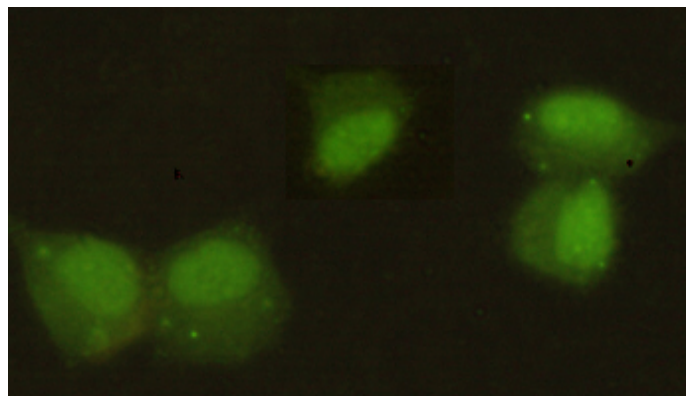
WB, ICC/IF, IHC-P

Dilutions

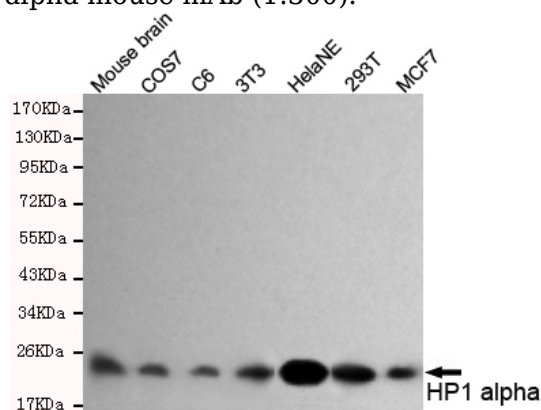
WB: 1/1000

;ICC: 1/300

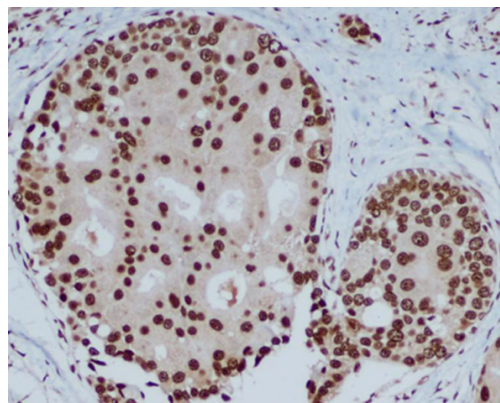
Validations



Immunocytochemistry stain of HeLa using HP1 alpha mouse mAb (1:300).



Western blot detection of HP1 alpha in MCF7,293T,HeLaNE,3T3,C6,COS7 and Mouse brain lysates and using HP1 alpha mouse mAb (1:1000 diluted).Predicted band size: 22KDa.Observed band size: 22KDa



Immunohistochemical analysis of paraffin-embedded human breast carcinoma with HP1 alpha mouse mAb (3G2-H10-A6, 1:400 diluted), showing nuclear localization. A high pressure mediated antigen retrieval step was performed in citrat buffer(pH6.0).