

UBQLN3 antibody

Catalog Number: 116660

Product name

UBQLN3 antibody

IHC: 1:20-1:200

IF: 1:20-1:200

Specificity

Human, Mouse; other species not tested.

Antibody description

UBQLN3 Rabbit Polyclonal antibody. Positive WB detected in mouse testis tissue, HepG2 cells, human testis tissue. Positive IHC detected in human testis tissue. Positive IF detected in HepG2 cells. Observed molecular weight by Western-blot: 71 kDa

Preparation

This antibody was obtained by immunization of UBQLN3 recombinant protein (Accession Number: NM_017481). Purification method: Antigen affinity purified.

Formulation

PBS with 0.02% sodium azide and 50% glycerol pH 7.3.

Storage

Store at -20°C. DO NOT ALIQUOT

Clonality

Polyclonal

Ig Type

Rabbit IgG

Applications


ELISA, WB, IHC, IF

Dilutions

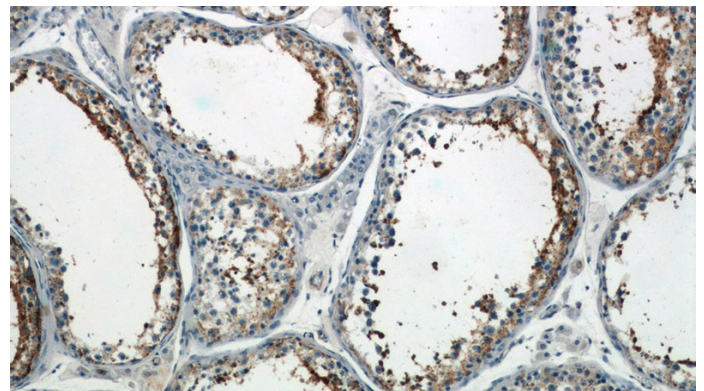
Recommended Dilution:

WB: 1:500-1:5000

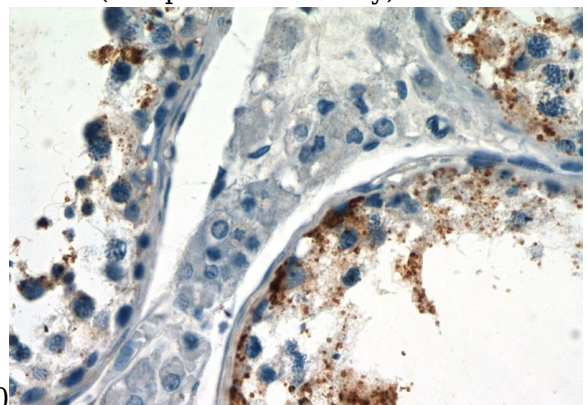
Validations



mouse testis tissue were subjected to SDS PAGE followed by western blot with Catalog No:116660(UBQLN3 antibody) at dilution of 1:2000



Immunohistochemistry of paraffin-embedded human testis slide using Catalog No:116660(Ubiquilin 3 Antibody) at dilution of

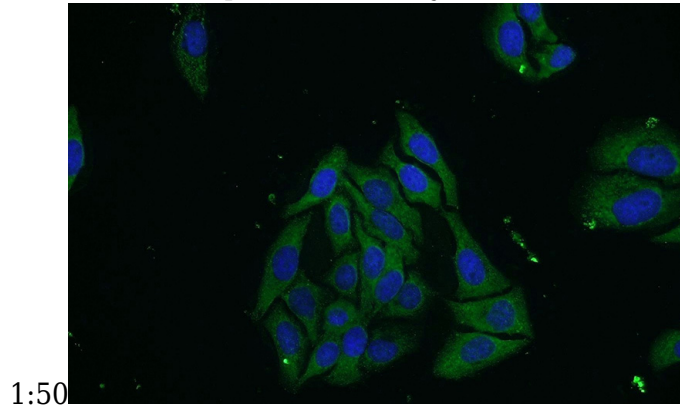


Immunohistochemistry of paraffin-embedded

UBQLN3 antibody

Catalog Number: 116660

human testis slide using Catalog
No:116660(Ubiquilin 3 Antibody) at dilution of



Immunofluorescent analysis of HepG2 cells using
Catalog No:116660(Ubiquilin 3 Antibody) at
dilution of 1:50 and Alexa Fluor 488-conjugated
AffiniPure Goat Anti-Rabbit IgG(H+L)