

fibrosin antibody

Catalog Number: 110660

Product name

fibrosin antibody

IHC: 1:20-1:200

IF: 1:10-1:100

Specificity

Human, Mouse, Rat; other species not tested.

Antibody description

fibrosin Rabbit Polyclonal antibody. Positive WB detected in Jurkat cells, MCF7 cells, mouse kidney tissue. Positive IHC detected in human breast cancer tissue. Positive IF detected in HepG2 cells. Observed molecular weight by Western-blot: 48-52kd

Preparation

This antibody was obtained by immunization of fibrosin recombinant protein (Accession Number: BC014212). Purification method: Antigen affinity purified.

Formulation

PBS with 0.02% sodium azide and 50% glycerol pH 7.3.

Storage

Store at -20°C. DO NOT ALIQUOT

Clonality

Polyclonal

Ig Type

Rabbit IgG

Applications


ELISA, WB, IF, IHC

Dilutions

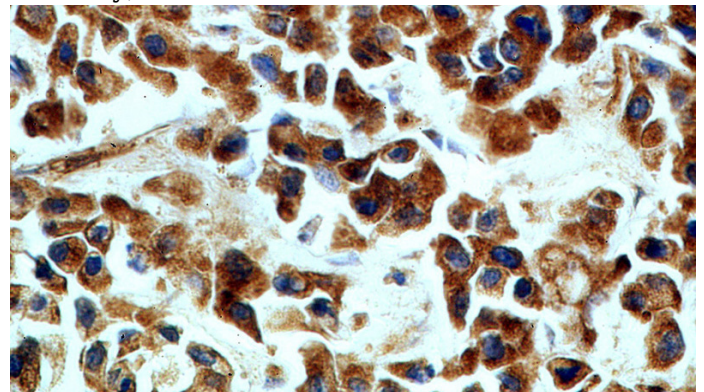
Recommended Dilution:

WB: 1:200-1:2000

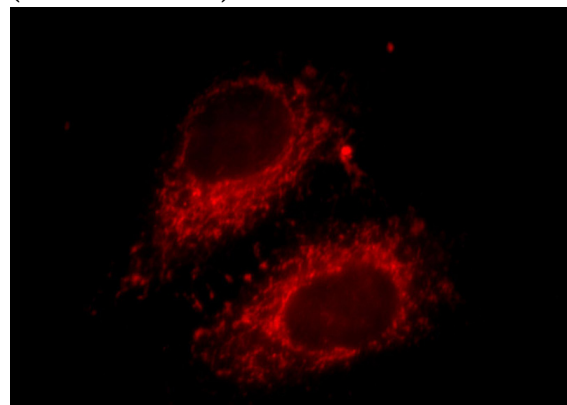
Validations



Jurkat cells were subjected to SDS PAGE followed by western blot with Catalog No:110660(FBRS antibody) at dilution of 1:500



Immunohistochemical of paraffin-embedded human breast cancer using Catalog No:110660(FBRS antibody) at dilution of 1:50 (under 40x lens)



Immunofluorescent analysis of HepG2 cells, using

fibrosin antibody



Catalog Number: 110660

FBRS antibody Catalog No:110660 at 1:25 dilution and Rhodamine-labeled goat anti-rabbit IgG (red).