

Centrin 2 antibody



Catalog Number: 109260

Product name

Centrin 2 antibody

Specificity

Human, Mouse, Rat; other species not tested.

Antibody description

Centrin 2 Rabbit Polyclonal antibody. Positive WB detected in mouse brain tissue, human brain tissue, rat brain tissue. Positive IHC detected in human brain tissue. Observed molecular weight by Western-blot: 21 kDa

Preparation

This antibody was obtained by immunization of Centrin 2 recombinant protein (Accession Number: NM_004344). Purification method: Antigen affinity purified.

Formulation

PBS with 0.02% sodium azide and 50% glycerol pH 7.3.

Storage

Store at -20°C. DO NOT ALIQUOT

Clonality

Polyclonal

Ig Type

Rabbit IgG

Applications

ELISA, IHC, WB


Dilutions

Recommended Dilution:

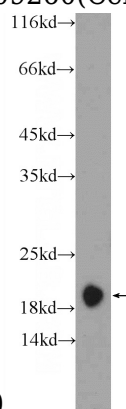
WB: 1:200-1:2000

IHC: 1:20-1:200

Validations

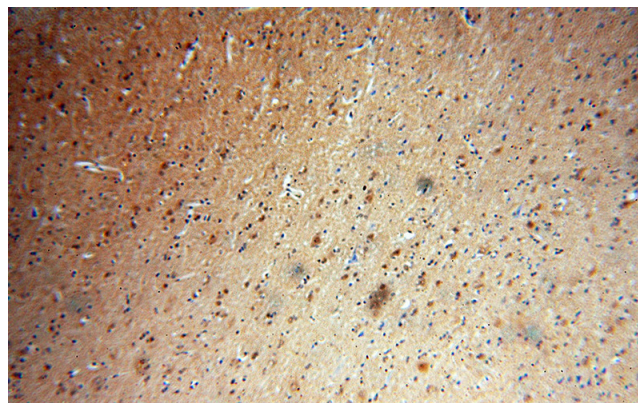


mouse brain tissue were subjected to SDS PAGE followed by western blot with Catalog No:109260(Centrin 2 Antibody) at dilution of



1:600

rat brain tissue were subjected to SDS PAGE followed by western blot with Catalog No:109260(Centrin 2 Antibody) at dilution of 1:600

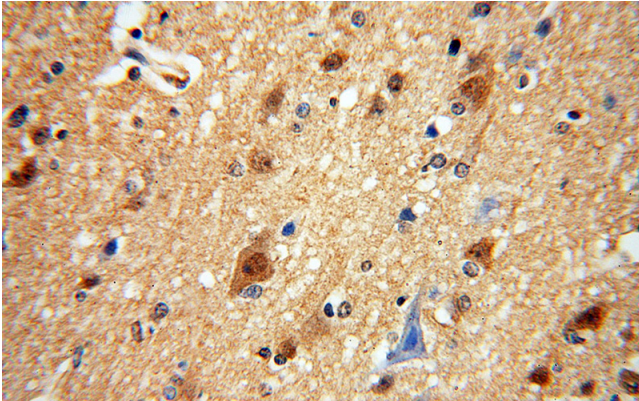


Immunohistochemical of paraffin-embedded human brain using Catalog No:109260(CENTN2

Centrin 2 antibody

Catalog Number: 109260

antibody) at dilution of 1:50 (under 10x lens)



Immunohistochemical of paraffin-embedded human brain using Catalog No:109260(CETN2 antibody) at dilution of 1:50 (under 40x lens)