

# NNT antibody

Catalog Number: 113260

## Product name

NNT antibody

Recommended Dilution:

WB: 1:200-1:2000

## Immunogen

[Human NNT Recombinant protein \(GST tag\)](#)

IP: 1:200-1:1000

IHC: 1:20-1:200

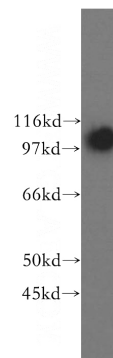
## Specificity

Human, Mouse, Rat; other species not tested.

## Validations

## Antibody description

NNT Rabbit Polyclonal antibody. Positive IHC detected in human liver cancer tissue. Positive WB detected in human adrenal gland tissue, human heart tissue, human liver tissue. Positive IP detected in HepG2 cells. Observed molecular weight by Western-blot: 114 kDa



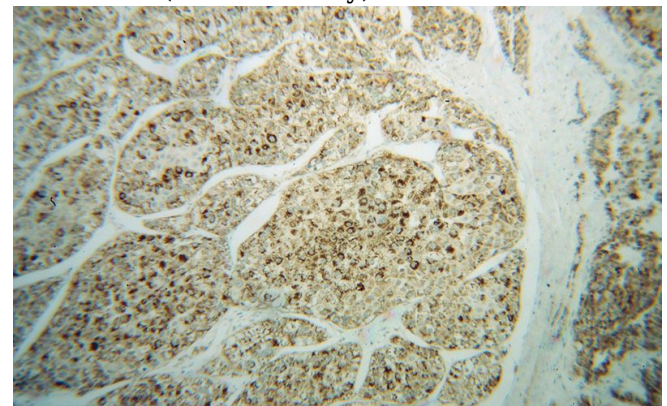
## Preparation

This antibody was obtained by immunization of NNT recombinant protein (Accession Number: BC032370). Purification method: Antigen affinity purified.

human adrenal gland tissue were subjected to SDS PAGE followed by western blot with Catalog No:113260(NNT antibody) at dilution of 1:300

## Formulation

PBS with 0.02% sodium azide and 50% glycerol pH 7.3.



## Storage

Store at -20°C. DO NOT ALIQUOT

## Clonality

Polyclonal

Immunohistochemical of paraffin-embedded human liver cancer using Catalog No:113260(NNT antibody) at dilution of 1:50 (under 10x lens)

## Ig Type

Rabbit IgG

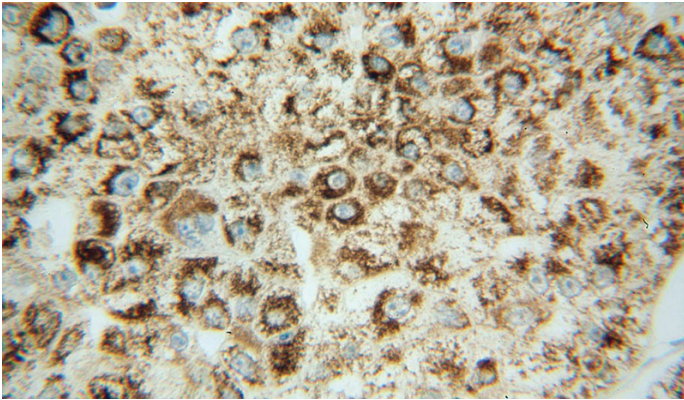
## Applications

ELISA, WB, IHC, IP

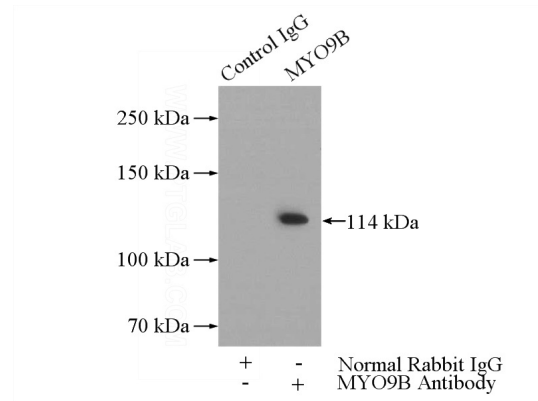
## Dilutions

# NNT antibody

Catalog Number: 113260



Immunohistochemical of paraffin-embedded human liver cancer using Catalog No:113260(NNT antibody) at dilution of 1:50 (under 40x lens)



IP Result of anti-NNT (IP:Catalog No:113260, 4ug; Detection:Catalog No:113260 1:300) with HepG2 cells lysate 2800ug.