

TXNRD3 antibody



Catalog Number: 116460

Product name

TXNRD3 antibody

Specificity

human; other species not tested.

Antibody description

TXNRD3 Rabbit Polyclonal antibody. Positive WB detected in human testis tissue. Positive IHC detected in human testis. Observed molecular weight by Western-blot: 82kd

Preparation

This antibody was obtained by immunization of Peptide (Accession Number: XM_001130163). Purification method: Antigen affinity purified.

Formulation

PBS with 0.02% sodium azide and 50% glycerol pH 7.3.

Storage

Store at -20°C. DO NOT ALIQUOT

Clonality

Polyclonal

Ig Type

Rabbit IgG

Applications

ELISA, WB, IHC

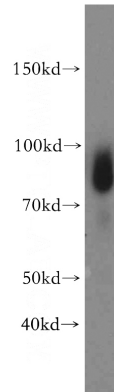
Dilutions

Recommended Dilution:

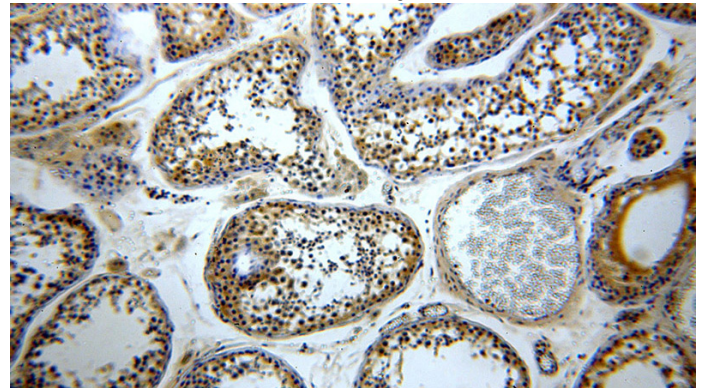
WB: 1:200-1:2000

IHC: 1:20-1:200

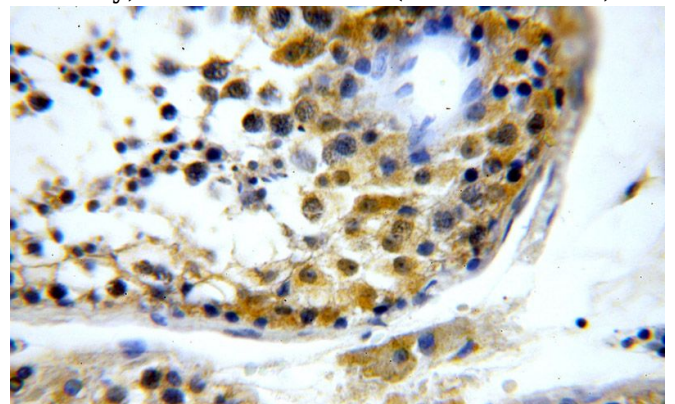
Validations



human testis tissue were subjected to SDS PAGE followed by western blot with Catalog No:116460(TXNRD3 antibody) at dilution of 1:300



Immunohistochemical of paraffin-embedded human testis using Catalog No:116460(TXNRD3 antibody) at dilution of 1:50 (under 10x lens)



Immunohistochemical of paraffin-embedded human testis using Catalog No:116460(TXNRD3 antibody) at dilution of 1:50 (under 40x lens)