

TINAG-Specific antibody



Catalog Number: 116060

Product name

TINAG-Specific antibody

Specificity

Human, Mouse; other species not tested.

Antibody description

TINAG-Specific Rabbit Polyclonal antibody. Positive WB detected in mouse small intestine tissue, human kidney tissue, human placenta tissue. Positive IHC detected in human colon tissue. Observed molecular weight by Western-blot: 55kd

Preparation

This antibody was obtained by immunization of Peptide (Accession Number: NM_014464). Purification method: Antigen affinity purified.

Formulation

PBS with 0.02% sodium azide and 50% glycerol pH 7.3.

Storage

Store at -20°C. DO NOT ALIQUOT

Clonality

Polyclonal

Ig Type

Rabbit IgG

Applications

ELISA, WB, IHC

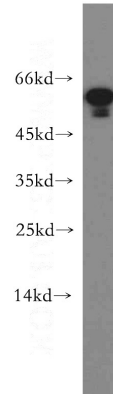
Dilutions

Recommended Dilution:

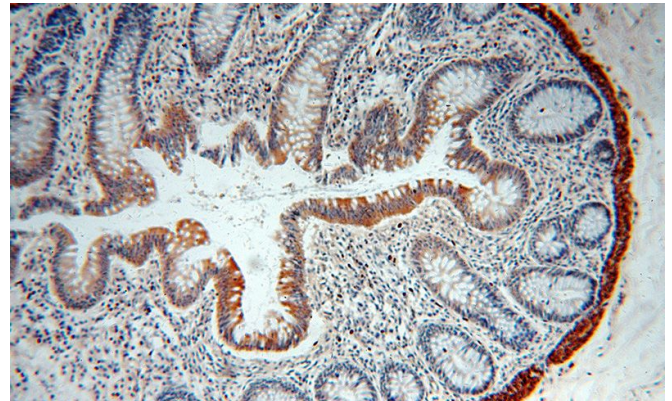
WB: 1:500-1:5000

IHC: 1:20-1:200

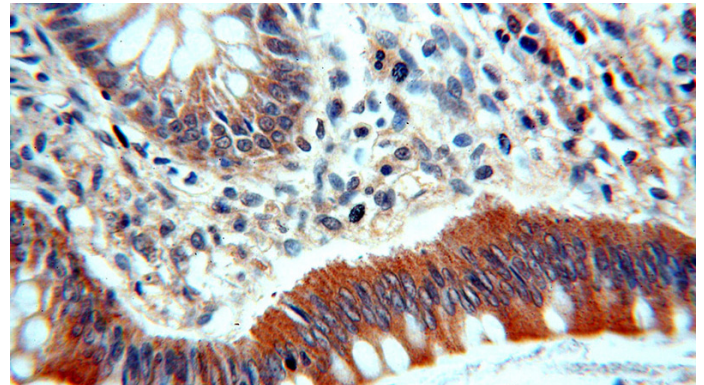
Validations



mouse small intestine tissue were subjected to SDS PAGE followed by western blot with Catalog No:116060(TINAG-Specific antibody) at dilution of 1:500



Immunohistochemical of paraffin-embedded human colon using Catalog No:116060(TINAG-Specific antibody) at dilution of 1:100 (under 10x lens)



Immunohistochemical of paraffin-embedded human colon using Catalog No:116060(TINAG-

TINAG-Specific antibody



Catalog Number: 116060

Specific antibody) at dilution of 1:100 (under 40x lens)