

VILIP 3 antibody

Catalog Number: 116750

Product name

VILIP 3 antibody

WB: 1:500-1:5000

IP: 1:500-1:5000

Specificity

Human, Mouse, Rat; other species not tested.


IHC: 1:20-1:200

IF: 1:10-1:100

Antibody description

VILIP 3 Rabbit Polyclonal antibody. Positive IF detected in HeLa cells. Positive IHC detected in human gliomas tissue, human kidney tissue. Positive IP detected in mouse brain tissue. Positive WB detected in mouse brain tissue, HeLa cells. Observed molecular weight by Western-blot: 20-22 kDa

Validations



Preparation

This antibody was obtained by immunization of VILIP 3 recombinant protein (Accession Number: NM_001258358). Purification method: Antigen affinity purified.

mouse brain tissue were subjected to SDS PAGE followed by western blot with Catalog No:116750(HPCA antibody) at dilution of 1:1000

Formulation

PBS with 0.1% sodium azide and 50% glycerol pH 7.3.

Storage

Store at -20°C. DO NOT ALIQUOT

Clonality

Polyclonal

Ig Type

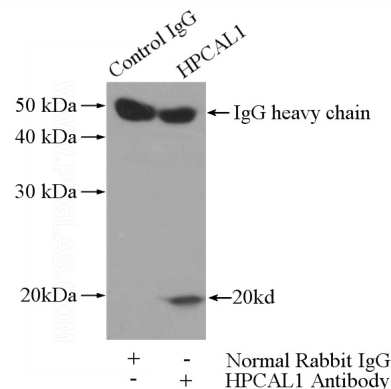
Rabbit IgG

Applications

ELISA, IHC, WB, IF, IP

Dilutions

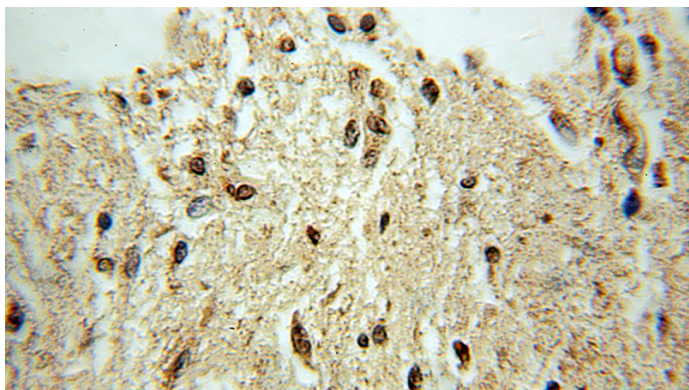
Recommended Dilution:



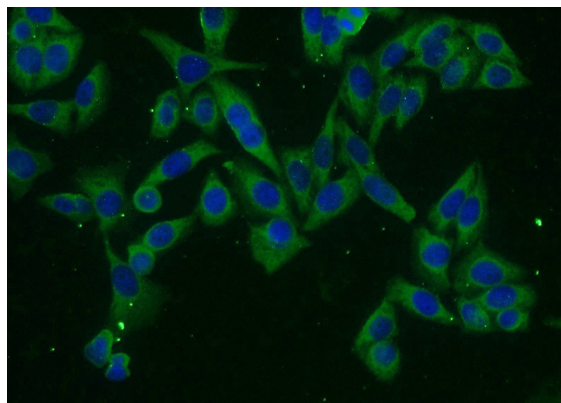
IP Result of anti-HPCA (IP:Catalog No:116750, 3ug; Detection:Catalog No:116750 1:1000) with mouse brain tissue lysate 4000ug.

VILIP 3 antibody

Catalog Number: 116750



Immunohistochemical of paraffin-embedded human gliomas using Catalog No:116750(HPCA antibody) at dilution of 1:50 (under 10x lens)



Immunofluorescent analysis of HeLa cells using Catalog No:116750(HPCA Antibody) at dilution of 1:25 and Alexa Fluor 488-conjugated AffiniPure Goat Anti-Rabbit IgG(H+L)