

TRAT1 antibody

Catalog Number: 116350

Product name

TRAT1 antibody

IHC: 1:50-1:500


Specificity

Human, Mouse, Rat; other species not tested.

Antibody description

TRAT1 Rabbit Polyclonal antibody. Positive WB detected in mouse thymus tissue, Jurkat cells. Positive IHC detected in human tonsillitis tissue. Observed molecular weight by Western-blot: 29 kDa

Validations



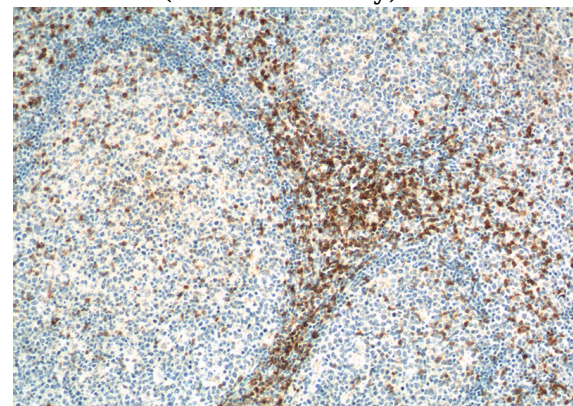
Preparation

This antibody was obtained by immunization of TRAT1 recombinant protein (Accession Number: NM_016388). Purification method: Antigen affinity purified.

mouse thymus tissue were subjected to SDS PAGE followed by western blot with Catalog No:116350(TRAT1 antibody) at dilution of 1:500

Formulation

PBS with 0.02% sodium azide and 50% glycerol pH 7.3.



Storage

Store at -20°C. DO NOT ALIQUOT

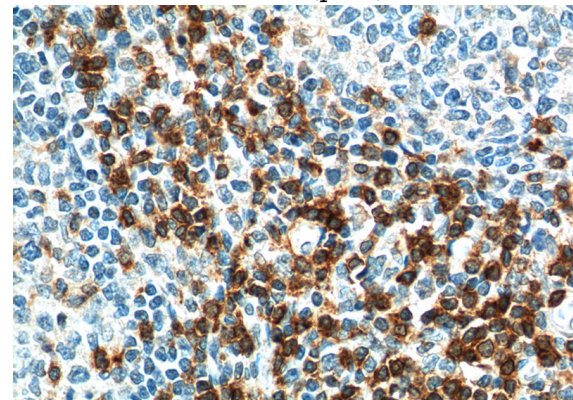
Clonality

Polyclonal

Immunohistochemistry of paraffin-embedded human tonsillitis tissue slide using Catalog No:116350(TRAT1 Antibody) at dilution of 1:100 (under 10x lens). heat mediated antigen retrieved with Tris-EDTA buffer(pH9).

Ig Type

Rabbit IgG



Applications

ELISA, WB, IHC

Dilutions

Recommended Dilution:

WB: 1:1000-1:10000

Immunohistochemistry of paraffin-embedded

TRAT1 antibody



Catalog Number: 116350

human tonsillitis tissue slide using Catalog
No:116350(TRAT1 Antibody) at dilution of 1:100

(under 40x lens). heat mediated antigen retrieved
with Tris-EDTA buffer(pH9).