

SPATA19 antibody



Catalog Number: 115550

Product name

SPATA19 antibody

Specificity

human; other species not tested.

Antibody description

SPATA19 Rabbit Polyclonal antibody. Positive IHC detected in human testis. Positive WB detected in human testis tissue. Observed molecular weight by Western-blot: 19kd

Preparation

This antibody was obtained by immunization of SPATA19 recombinant protein (Accession Number: NM_001291992). Purification method: Antigen affinity purified.

Formulation

PBS with 0.02% sodium azide and 50% glycerol pH 7.3.

Storage

Store at -20°C. DO NOT ALIQUOT

Clonality

Polyclonal

Ig Type

Rabbit IgG

Applications

ELISA, WB, IHC


Dilutions

Recommended Dilution:

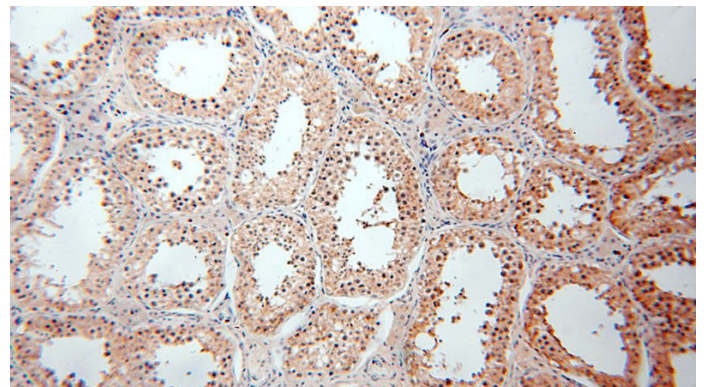
WB: 1:500-1:5000

IHC: 1:20-1:200

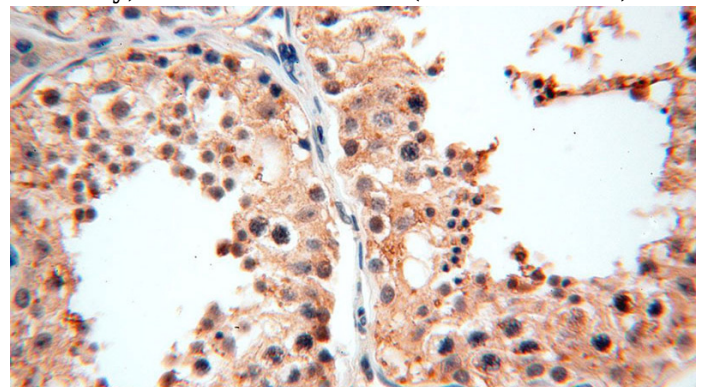
Validations



human testis tissue were subjected to SDS PAGE followed by western blot with Catalog No:115550(SPATA19 antibody) at dilution of 1:1000



Immunohistochemical of paraffin-embedded human testis using Catalog No:115550(SPATA19 antibody) at dilution of 1:100 (under 10x lens)



Immunohistochemical of paraffin-embedded human testis using Catalog No:115550(SPATA19 antibody) at dilution of 1:100 (under 40x lens)