

TNNI1 antibody

Catalog Number: 116150

Product name

TNNI1 antibody

Specificity

Human, Mouse, Rat; other species not tested.

Antibody description

TNNI1 Rabbit Polyclonal antibody. Positive IHC detected in human skeletal muscle tissue. Positive WB detected in human skeletal muscle tissue, mouse skeletal muscle tissue. Observed molecular weight by Western-blot: 25kd

Preparation

This antibody was obtained by immunization of TNNI1 recombinant protein (Accession Number: NM_003281). Purification method: Antigen affinity purified.

Formulation

PBS with 0.02% sodium azide and 50% glycerol pH 7.3.

Storage

Store at -20°C. DO NOT ALIQUOT

Clonality

Polyclonal

Ig Type

Rabbit IgG

Applications

ELISA, WB, IHC


Dilutions

Recommended Dilution:


WB: 1:500-1:5000

IHC: 1:20-1:200

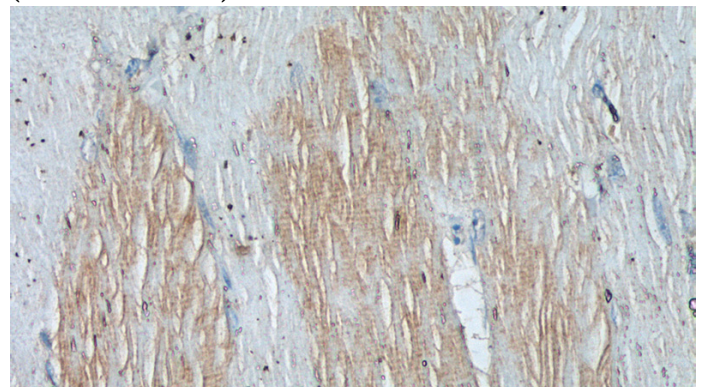
Validations



human skeletal muscle tissue were subjected to SDS PAGE followed by western blot with Catalog No:116150(TNNI1 antibody) at dilution of 1:1200



Immunohistochemistry of paraffin-embedded human skeletal muscle tissue slide using Catalog No:116150(TNNI1 Antibody) at dilution of 1:50 (under 10x lens)



Immunohistochemistry of paraffin-embedded human skeletal muscle tissue slide using Catalog No:116150(TNNI1 Antibody) at dilution of 1:50

TNNI1 antibody



Catalog Number: 116150

(under 40x lens)