

Anti-NDUFB11 Rabbit antibody



Catalog Number: 166850

Product name

Anti-NDUFB11 Rabbit antibody

Specificity

Human, Mouse, Rat

Antibody description

NDUFB11 Rabbit polyclonal antibody

Preparation

Antigen: Recombinant protein of human NDUFB11

Formulation

Supplied in 50nM Tris-Glycine(pH 7.4), 0.15M NaCl, 40%Glycerol, 0.01% sodium azide and 0.05% BSA.

Storage

Store at -20°C. Stable for 12 months from date of receipt.

Clonality

Polyclonal

Ig Type

Rabbit IgG

Applications

WB, IHC-P, FC


Dilutions

WB: 1/2000-1/10000

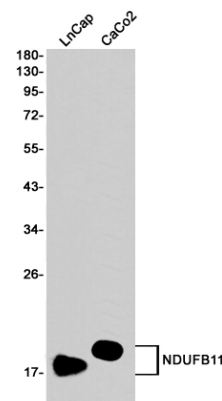
IHC: 1/50

FC: 1/50

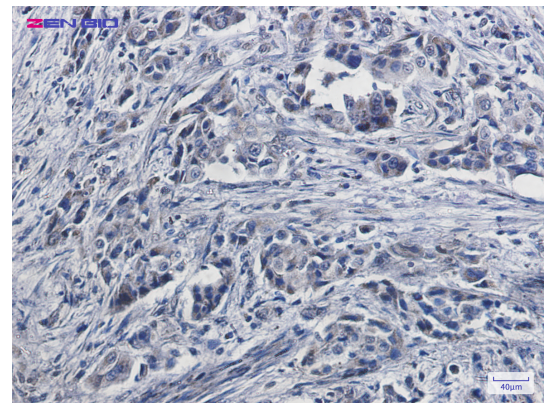
Validations



Western blot detection of NDUFB11 in HeLa,3T3,PC3 cell lysates using NDUFB11 Rabbit pAb(1:1000 diluted).Predicted band size:17KDa.Observed band size:17KDa.



Western blot detection of NDUFB11 in LnCap,CaCo2 cell lysates using NDUFB11 Rabbit pAb(1:1000 diluted).Predicted band size:17KDa.Observed band size:17KDa.



Immunohistochemistry of NDUFB11 in paraffin-embedded Human lung cancer tissue using NDUFB11 Rabbit pAb at dilution 1/50