

PAIP1 antibody



Catalog Number: 107450

Product name

PAIP1 antibody

Immunogen

[Human PAIP1 Recombinant protein \(GST tag\)](#)

Specificity

Human, Mouse; other species not tested.

Antibody description

PAIP1 Mouse Monoclonal antibody. Positive WB detected in HeLa cells, human brain tissue, human placenta tissue. Positive IF detected in HeLa cells. Positive IHC detected in human testis tissue, human cervical cancer tissue. Observed molecular weight by Western-blot: 42+60+70+110 kDa

Preparation

This antibody was obtained by immunization of PAIP1 recombinant protein (Accession Number: NM_182789). Purification method: Caprylic Acid/Ammonium Sulfate Precipitation.

Formulation

PBS with 0.1% sodium azide and 50% glycerol pH 7.3.

Storage

Store at -20°C. DO NOT ALIQUOT

Clonality

Monoclonal

Ig Type

Mouse IgG2b

Applications

ELISA, WB, IHC, IF

Dilutions

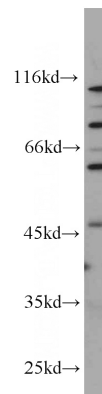
Recommended Dilution:

WB: 1:500-1:5000

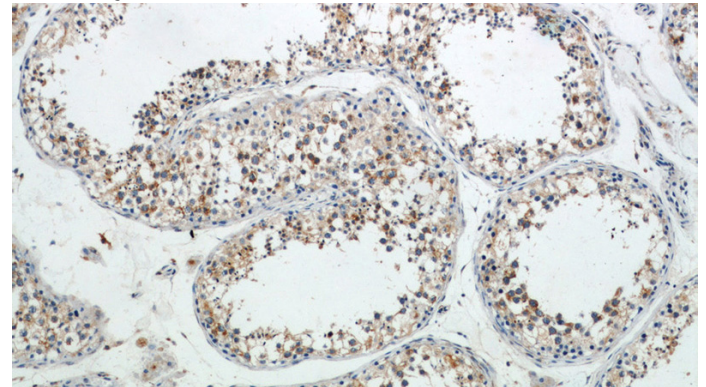
IHC: 1:20-1:200

IF: 1:20-1:200

Validations



HeLa cells were subjected to SDS PAGE followed by western blot with Catalog No:107450(PAIP1 antibody) at dilution of 1:1000

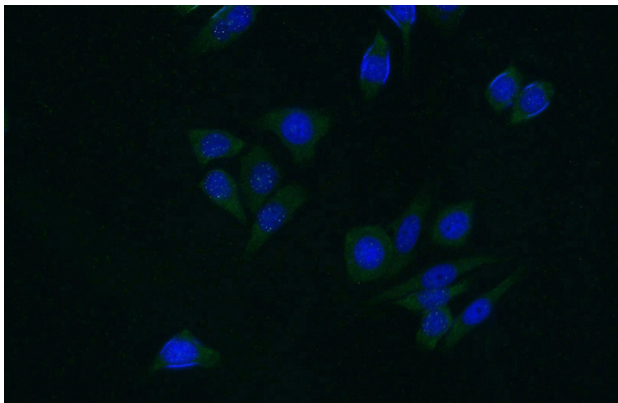


Immunohistochemistry of paraffin-embedded human testis slide using Catalog No:107450(PAIP1 Antibody) at dilution of 1:50

PAIP1 antibody



Catalog Number: 107450



Immunofluorescent analysis of (-20oc Ethanol) fixed HeLa cells using Catalog No:107450(PAIP1 Antibody) at dilution of 1:200 and Alexa Fluor 488-conjugated AffiniPure Goat Anti-Mouse IgG(H+L)