

THOC7 antibody



Catalog Number: 116050

Product name

THOC7 antibody

Immunogen

[Human THOC7 Recombinant protein \(GST tag\)](#)

Specificity

Human, Mouse, Rat; other species not tested.

Antibody description

THOC7 Rabbit Polyclonal antibody. Positive WB detected in mouse testis tissue, HEK-293 cells, HeLa cells, human liver tissue. Positive IHC detected in human kidney tissue, human brain tissue, human lung tissue, human spleen tissue, human testis tissue. Observed molecular weight by Western-blot: 24 kDa

Preparation

This antibody was obtained by immunization of THOC7 recombinant protein (Accession Number: NM_025075). Purification method: Antigen affinity purified.

Formulation

PBS with 0.02% sodium azide and 50% glycerol pH 7.3.

Storage

Store at -20°C. DO NOT ALIQUOT

Clonality

Polyclonal

Ig Type

Rabbit IgG

Applications

ELISA, WB, IHC


Dilutions

Recommended Dilution:

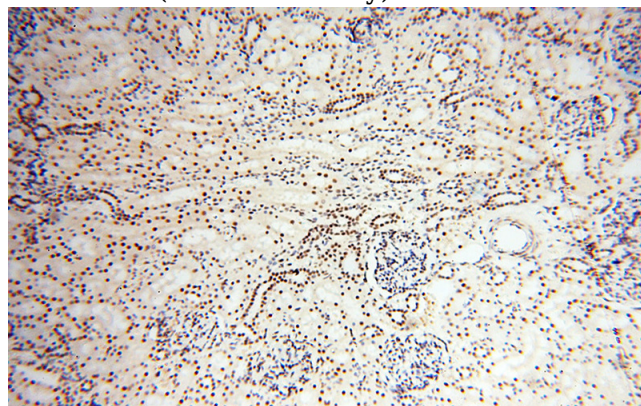
WB: 1:1000-1:10000

IHC: 1:20-1:200

Validations



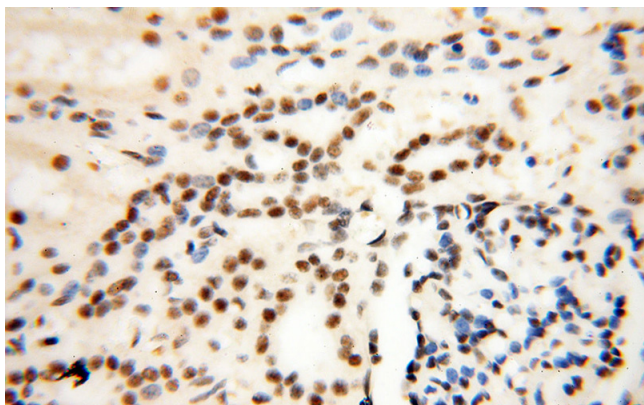
mouse testis tissue were subjected to SDS PAGE followed by western blot with Catalog No:116050(THoc7 antibody) at dilution of 1:800



Immunohistochemical of paraffin-embedded human kidney using Catalog No:116050(THoc7 antibody) at dilution of 1:100 (under 10x lens)

THOC7 antibody

Catalog Number: 116050



Immunohistochemical of paraffin-embedded human kidney using Catalog No:116050(THoc7 antibody) at dilution of 1:100 (under 40x lens)