

Anti-PDZD8 antibody



Catalog Number: 175640

Product name

Anti-PDZD8 antibody

Specificity

Human, Mouse, Rat, Dog, Horse

Antibody description

Rabbit polyclonal antibody to PDZD8

Preparation

This antigen of this antibody was klh conjugated synthetic peptide derived from human pdzd8 901-1000/1154

Formulation

Liquid, 0.01M TBS(pH7.4) with 1% BSA, 0.03% Proclin300 and 50% Glycerol.

Storage

Store at -20°C for one year. Avoid repeated freeze/thaw cycles. The lyophilized antibody is stable at room temperature for at least one month and for greater than a year when kept at -20°C. When reconstituted in sterile pH 7.4 0.01M PBS or diluent of antibody the antibody is stable for at least two weeks at 2-4°C.

Clonality

Polyclonal

Ig Type

Rabbit IgG

Applications

WB, IHC-P

Dilutions

WB:1:500-2000

IHC-P:1:400-800

Validations

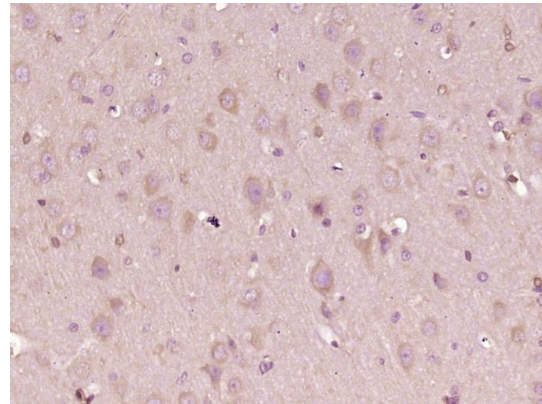
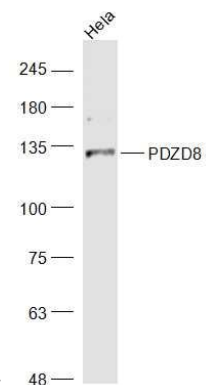


Fig1: Paraformaldehyde-fixed, paraffin embedded (rat brain tissue); Antigen retrieval by boiling in sodium citrate buffer (pH6.0) for 15min; Block endogenous peroxidase by 3% hydrogen peroxide for 20 minutes; Blocking buffer (normal goat serum) at 37°C for 30min; Antibody incubation with (PDZD8 Polyclonal Antibody, Unconjugated) at 1:400 overnight at 4°C, followed by operating according to SP Kit(Rabbit) (sp-0023)



instructions and DAB staining.

Fig2: Sample:; HeLa(Human) Cell Lysate at 30 ug; Primary: Anti-PDZD8 at 1/1000 dilution; Secondary: IRDye800CW Goat Anti-Rabbit IgG at 1/20000 dilution; Predicted band size: 128 kD;

Anti-PDZD8 antibody



Catalog Number: 175640

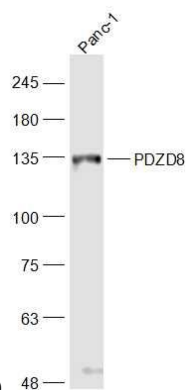


Fig3: Sample:; Panc-1(Human) Cell Lysate at 30 ug; Primary: Anti-PDZD8 at 1/1000 dilution; Secondary: IRDye800CW Goat Anti-Rabbit IgG at 1/20000 dilution; Predicted band size: 128 kD; Observed band size: 130kD

Observed band size: 130 kD