

CBR3 antibody



Catalog Number: 108940

Product name

CBR3 antibody

Specificity

Human, Mouse, Rat; other species not tested.

Antibody description

CBR3 Rabbit Polyclonal antibody. Positive IHC detected in human colon cancer tissue. Positive WB detected in HeLa cells, Jurkat cells. Observed molecular weight by Western-blot: 31kd

Preparation

This antibody was obtained by immunization of CBR3 recombinant protein (Accession Number: NM_001236). Purification method: Antigen affinity purified.

Formulation

PBS with 0.02% sodium azide and 50% glycerol pH 7.3.

Storage

Store at -20°C. DO NOT ALIQUOT

Clonality

Polyclonal

Ig Type

Rabbit IgG

Applications

ELISA, WB, IHC


Dilutions

Recommended Dilution:

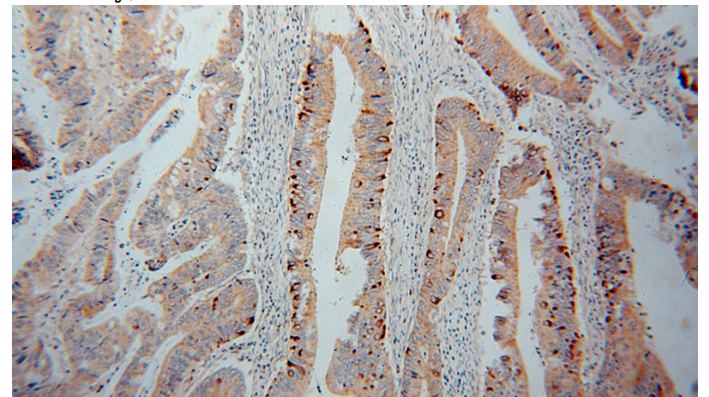
WB: 1:500-1:5000

IHC: 1:20-1:200

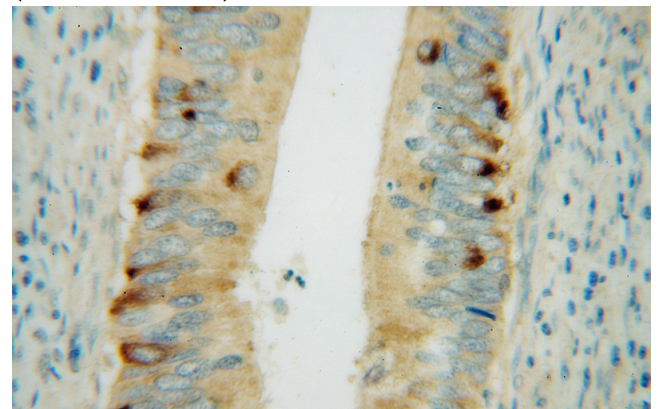
Validations



HeLa cells were subjected to SDS PAGE followed by western blot with Catalog No:108940(CBR3 antibody) at dilution of 1:500



Immunohistochemical of paraffin-embedded human colon cancer using Catalog No:108940(CBR3 antibody) at dilution of 1:50 (under 10x lens)



Immunohistochemical of paraffin-embedded human colon cancer using Catalog No:108940(CBR3 antibody) at dilution of 1:50 (under 40x lens)