

ULk1 Polyclonal Antibody

Catalog Number: 165940

Product name

ULk1 Polyclonal Antibody

Specificity

Human, Mouse, Rat

Antibody description

Polyclonal antibody to ULk1

Preparation

Antigen: Recombinant fusion protein containing a sequence corresponding to amino acids 400-499 of human ULk1 (NP_003556.1).

Formulation

PBS with 0.02% sodium azide, 50% glycerol, pH7.3.

Storage

Store at -20°C. Avoid freeze / thaw cycles.

Clonality

Polyclonal

Ig Type

Rabbit IgG

Applications

WB, IHC, IF

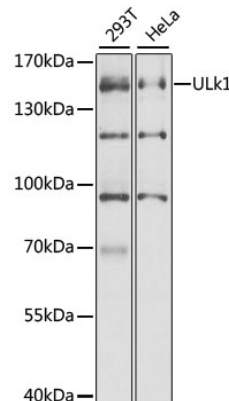
Dilutions

WB 1:500 - 1:1000

IHC 1:50 - 1:200

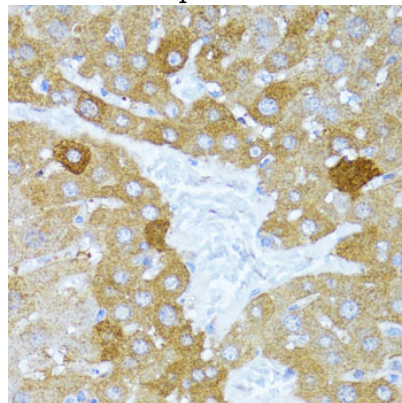
IF 1:10 - 1:100

Validations



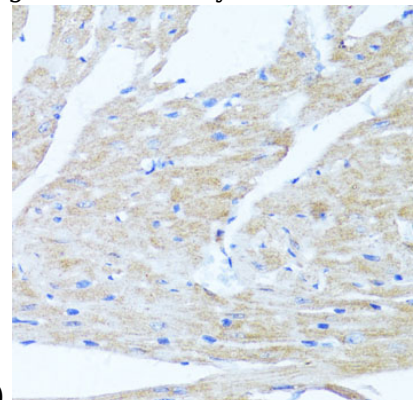
Western blot - ULk1 Polyclonal Antibody

Western blot analysis of extracts of various cell lines, using ULK1 antibody at 1:1000 dilution. Secondary antibody: HRP Goat Anti-Rabbit IgG (H+L) at 1:10000 dilution. Lysates/proteins: 25ug per lane. Blocking buffer: 3% nonfat dry milk in TBST. Detection: ECL Basic Kit. Exposure time: 15s.



Immunohistochemistry - ULk1 Polyclonal Antibody

Immunohistochemistry of paraffin-embedded mouse liver using ULk1 antibody at dilution of



1:100 (40x lens).

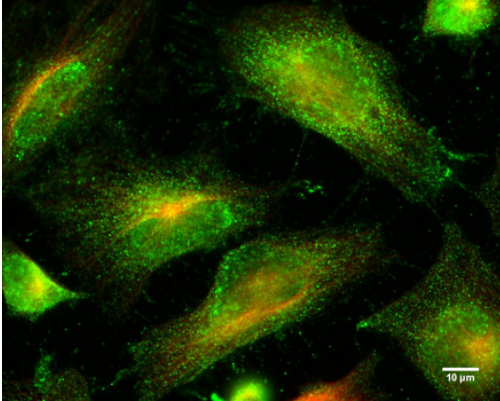
ULk1 Polyclonal Antibody



Catalog Number: 165940

Immunohistochemistry - ULk1 Polyclonal Antibody

Immunohistochemistry of paraffin-embedded mouse heart using ULk1 antibody at dilution of 1:100 (40x lens).



Immunofluorescence - ULk1 Polyclonal Antibody

Immunofluorescence analysis of A549 cells using ULk1 antibody .Green: ULK-1 protein stained by anti-ULK-1 antibody diluted at 1:300. Red: alpha-tubulin stained by monoclonal anti-tubulin antibody diluted at 1:100. Scale bar = 10 μm.