

RUVBL2 antibody



Catalog Number: 114940

Product name

RUVBL2 antibody

Immunogen

[Human RUVBL2 Recombinant protein \(GST tag\)](#)

Specificity

Human, Mouse, Rat; other species not tested.

Antibody description

RUVBL2 Rabbit Polyclonal antibody. Positive WB detected in K-562 cells, mouse testis tissue, rat testis tissue. Positive IP detected in HeLa cells, mouse brain tissue. Positive IF detected in HepG2 cells. Positive IHC detected in human testis tissue, human brain tissue, human heart tissue, human kidney tissue, human lung tissue, human ovary tissue, human placenta tissue, human skin tissue, human spleen tissue. Observed molecular weight by Western-blot: 51kd

Preparation

This antibody was obtained by immunization of RUVBL2 recombinant protein (Accession Number: NM_006666). Purification method: Antigen affinity purified.

Formulation

PBS with 0.1% sodium azide and 50% glycerol pH 7.3.

Storage

Store at -20°C. DO NOT ALIQUOT

Clonality

Polyclonal

Ig Type

Rabbit IgG

Applications

ELISA, WB, IHC, IP, IF

Dilutions

Recommended Dilution:


WB: 1:200-1:2000

IP: 1:200-1:2000

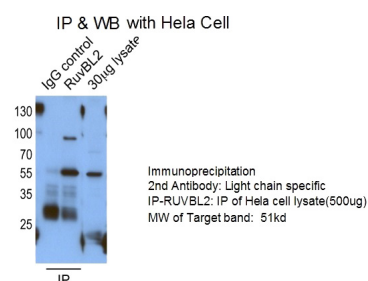
IHC: 1:20-1:200

IF: 1:20-1:200

Validations



K-562 cells were subjected to SDS PAGE followed by western blot with Catalog No:114940(RUVBL2 antibody) at dilution of 1:800

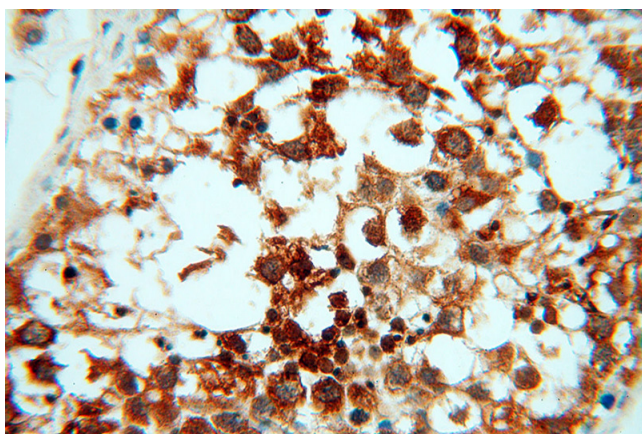


IP result of anti-RUVBL2(Catalog No:114940 for IP and Detection).

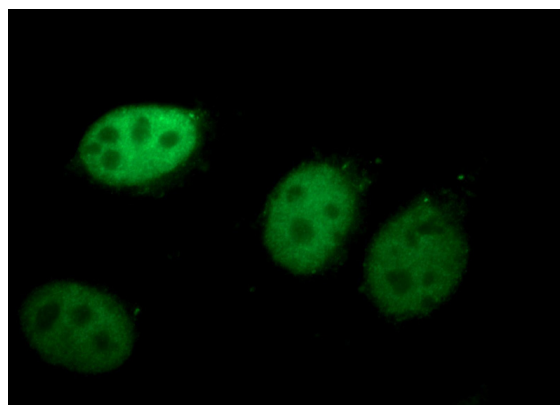
RUVBL2 antibody



Catalog Number: 114940



Immunohistochemical of paraffin-embedded human testis using Catalog No:114940(RUVBL2 antibody) at dilution of 1:50 (under 40x lens)



Immunofluorescent analysis of HepG2 cells using Catalog No:114940(RUVBL2 Antibody) at dilution of 1:50 and Alexa Fluor 488-conjugated AffiniPure Goat Anti-Rabbit IgG(H+L)