

Anti-Vimentin (10E2) Mouse antibody



Catalog Number: 168140

Product name

Anti-Vimentin (10E2) Mouse antibody

Specificity

Human, Mouse, Rat

Antibody description

Vimentin (10E2) Mouse monoclonal antibody

Preparation

Antigen: Recombinant Protein of Vimentin

Formulation

PBS, pH 7.4, containing 0.02% sodium azide as Preservative and 50% Glycerol.

Storage

Store at 4°C short term. Store at -20°C long term. Avoid freeze / thaw cycle.

Clonality

Monoclonal

Ig Type

Mouse IgG1

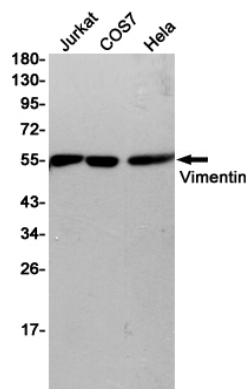
Applications

WB

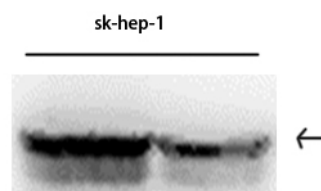
Dilutions

WB: 1/1000-3000

Validations

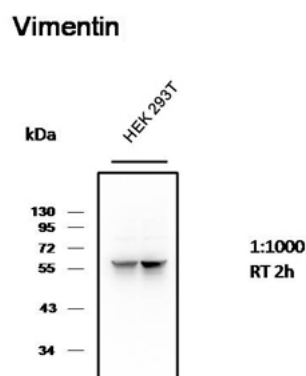


Western blot detection of Vimentin in Jurkat, COS7, HeLa cell lysates using Vimentin (10E2) Mouse mAb (1:2000 diluted). Predicted band size: 50-57 kDa. Observed band size: 55 kDa.



Dalian Medical University

The picture was kindly provided by our customer

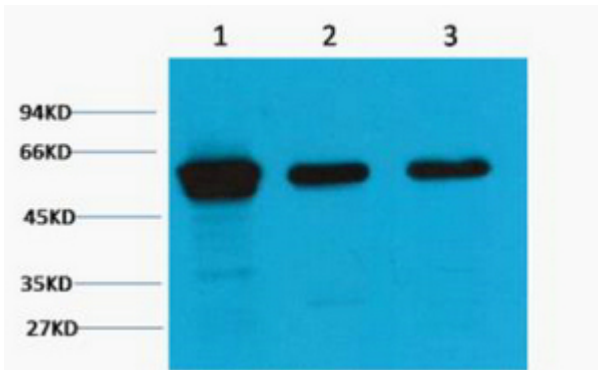


Western blot analysis of 293T cell with Mouse mAb diluted at 1:1000

Anti-Vimentin (10E2) Mouse antibody



Catalog Number: 168140



Western blot analysis of 1) Hela, 2) Mouse Brain Tissue, 3) Rat Brain tissue, diluted at 1:2000.