

Galectin-3 antibody



Catalog Number: 110840

Product name

Galectin-3 antibody

Specificity

Human, Mouse, Rat; other species not tested.

Antibody description

Galectin-3 Rabbit Polyclonal antibody. Positive IF detected in MCF-7 cells. Positive IHC detected in human thyroid cancer tissue, human colon cancer tissue. Positive IP detected in MCF-7 cells. Positive WB detected in NIH/3T3 cells, HeLa cells, human heart tissue, MCF7 cells, rat colon tissue. Observed molecular weight by Western-blot: 31 kDa

Preparation

This antibody was obtained by immunization of Galectin-3 recombinant protein (Accession Number: NM_002306). Purification method: Antigen affinity purified.

Formulation

PBS with 0.02% sodium azide and 50% glycerol pH 7.3.

Storage

Store at -20°C. DO NOT ALIQUOT

Clonality

Polyclonal

Ig Type

Rabbit IgG

Applications

ELISA, IP, IHC, WB, IF

Dilutions

Recommended Dilution:

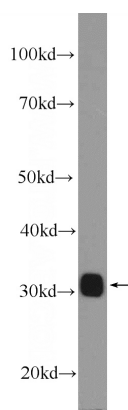
WB: 1:200-1:2000

IP: 1:200-1:2000

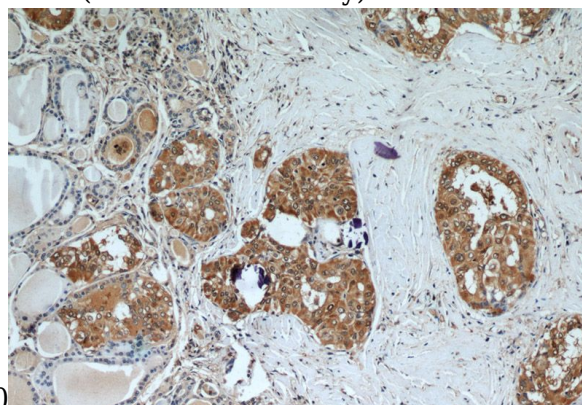
IHC: 1:20-1:200

IF: 1:10-1:100

Validations



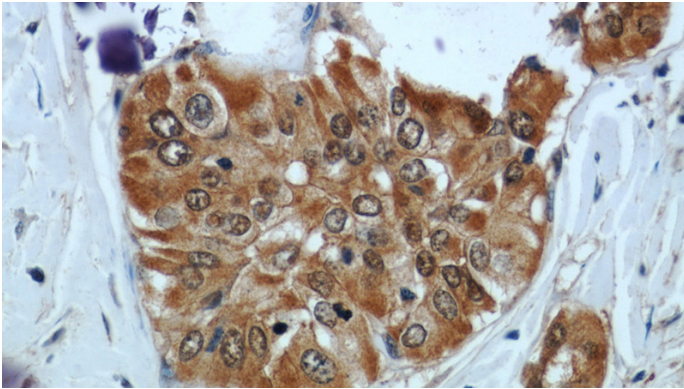
NIH/3T3 cells were subjected to SDS PAGE followed by western blot with Catalog No:110840(Galectin 3 Antibody) at dilution of



1:600 Immunohistochemical of paraffin-embedded human thyroid cancer using Catalog No:110840(Galectin 3 antibody) at dilution of 1:50 (under 10x lens)

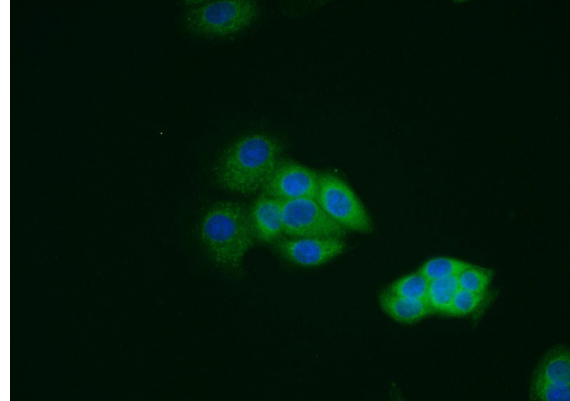
Galectin-3 antibody

Catalog Number: 110840



Immunohistochemical of paraffin-embedded human thyroid cancer using Catalog No:110840(Galectin 3 antibody) at dilution of 1:50 (under 40x lens)

IP Result of anti-Galectin 3 (IP:Catalog No:110840, 3ug; Detection:Catalog No:110840 1:500) with MCF-7 cells lysate 1600ug.



Immunofluorescent analysis of MCF-7 cells using Catalog No:110840(Galectin 3 Antibody) at dilution of 1:25 and Alexa Fluor 488-conjugated AffiniPure Goat Anti-Rabbit IgG(H+L)

