

Collagen Type VIII antibody



Catalog Number: 109440

Product name

Collagen Type VIII antibody

IP: 1:200-1:2000

IF: 1:20-1:200


Specificity

Human, Mouse, Rat; other species not tested.

Validations

Antibody description

Collagen Type VIII Rabbit Polyclonal antibody. Positive IF detected in HepG2 cells. Positive IP detected in HepG2 cells. Positive WB detected in HepG2 cells, A375 cells, COLO 320 cells, HeLa cells, mouse spleen tissue. Observed molecular weight by Western-blot: 73 kDa



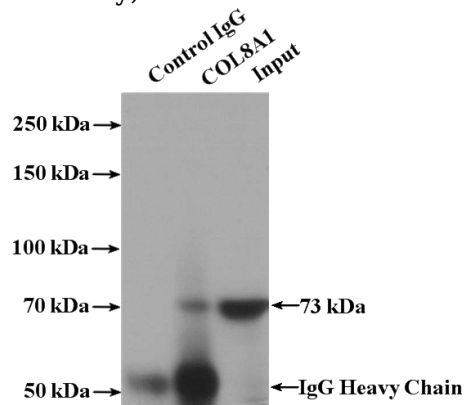
Preparation

This antibody was obtained by immunization of Collagen Type VIII recombinant protein (Accession Number: NM_020351). Purification method: Antigen affinity purified.

HepG2 cells were subjected to SDS PAGE followed by western blot with Catalog No:109440(COL8A1 antibody) at dilution of 1:500

Formulation

PBS with 0.02% sodium azide and 50% glycerol pH 7.3.



Storage

Store at -20°C. DO NOT ALIQUOT

IP Result of anti-COL8A1 (IP:Catalog No:109440, 4ug; Detection:Catalog No:109440 1:500) with HepG2 cells lysate 1800ug.

Clonality

Polyclonal

Ig Type

Rabbit IgG

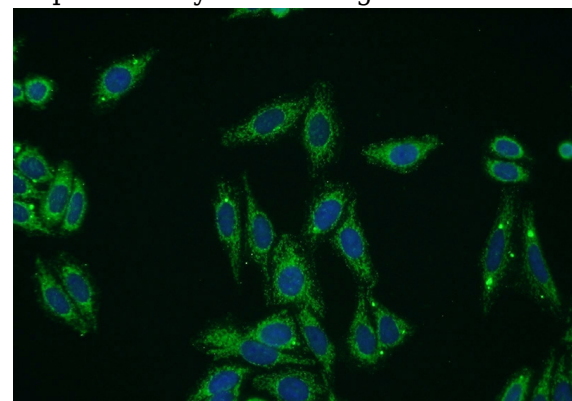
Applications

ELISA, WB, IF, IP

Dilutions

Recommended Dilution:

WB: 1:500-1:5000



Immunofluorescent analysis of HepG2 cells using Catalog No:109440(COL8A1 Antibody) at dilution

Collagen Type VIII antibody



Catalog Number: 109440

of 1:50 and Alexa Fluor 488-conjugated AffiniPure Goat Anti-Rabbit IgG(H+L)