

OXA1L antibody

Catalog Number: 107440

Product name

OXA1L antibody

Specificity

Human; other species not tested.

Antibody description

OXA1L Mouse Monoclonal antibody. Positive IHC detected in human brain tissue. Positive WB detected in HepG2 cells, HEK-293 cells, HeLa cells. Observed molecular weight by Western-blot: 42 kDa

Preparation

This antibody was obtained by immunization of OXA1L recombinant protein (Accession Number: NM_005015). Purification method: Protein G purified.

Formulation

PBS with 0.02% sodium azide and 50% glycerol pH 7.3.

Storage

Store at -20°C. DO NOT ALIQUOT

Clonality

Monoclonal

Ig Type

Mouse IgG1

Applications

ELISA, WB, IHC


Dilutions

Recommended Dilution:

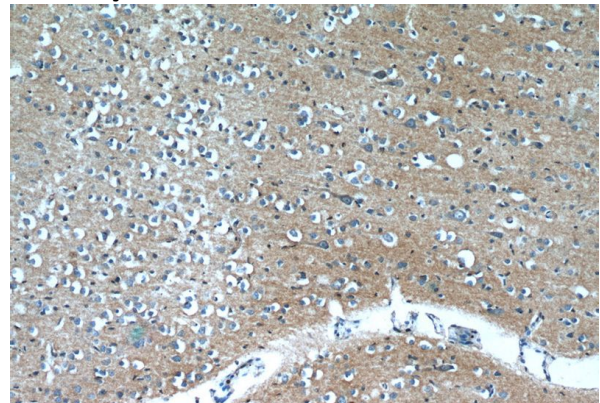
WB: 1:500-1:5000

IHC: 1:20-1:200

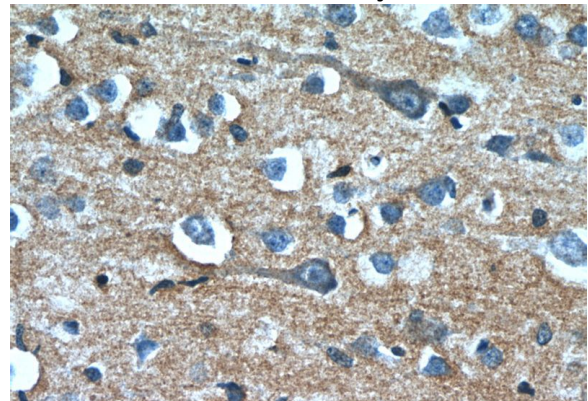
Validations



HepG2 cells were subjected to SDS PAGE followed by western blot with Catalog No:107440(OXA1L antibody) at dilution of 1:1000



Immunohistochemistry of paraffin-embedded human brain slide using Catalog No:107440(OXA1L Antibody) at dilution of 1:50



Immunohistochemistry of paraffin-embedded human brain slide using Catalog No:107440(OXA1L Antibody) at dilution of 1:50