

ACBD4 antibody

Catalog Number: 107730

Product name

ACBD4 antibody

Specificity

Human; other species not tested.

Antibody description

ACBD4 Rabbit Polyclonal antibody. Positive IF detected in MCF-7 cells. Positive WB detected in human kidney tissue, Transfected HEK-293 cells. Observed molecular weight by Western-blot: 30-38 kDa

Preparation

This antibody was obtained by immunization of ACBD4 recombinant protein (Accession Number: NM_024722). Purification method: Antigen affinity purified.

Formulation

PBS with 0.02% sodium azide and 50% glycerol pH 7.3.

Storage

Store at -20°C. DO NOT ALIQUOT

Clonality

Polyclonal

Ig Type

Rabbit IgG

Applications

ELISA, WB, IF

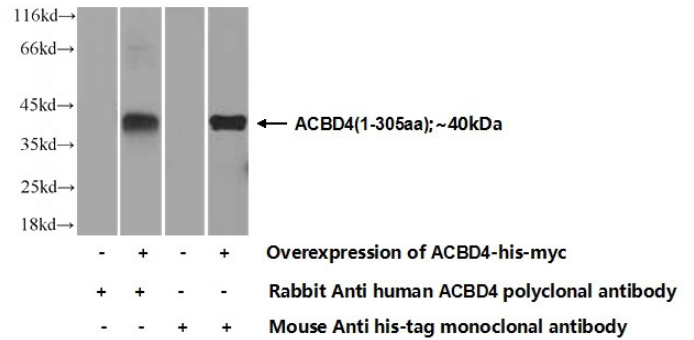
Dilutions

Recommended Dilution:


WB: 1:500-1:5000

IF: 1:20-1:200

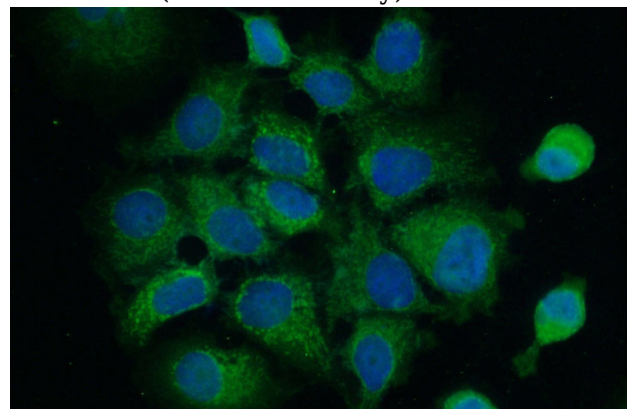
Validations



Transfected HEK-293 cells were subjected to SDS PAGE followed by western blot with Catalog No:107730(ACBD4 Antibody) at dilution of 1:700



human kidney tissue were subjected to SDS PAGE followed by western blot with Catalog No:107730(ACBD4 Antibody) at dilution of 1:1000



Immunofluorescent analysis of MCF-7 cells using Catalog No:107730(ACBD4 Antibody) at dilution of 1:50 and Alexa Fluor 488-conjugated AffiniPure Goat Anti-Rabbit IgG(H+L)