

CKMT1A antibody



Catalog Number: 109330

Product name

CKMT1A antibody

WB: 1:500-1:5000

IP: 1:500-1:5000

Specificity

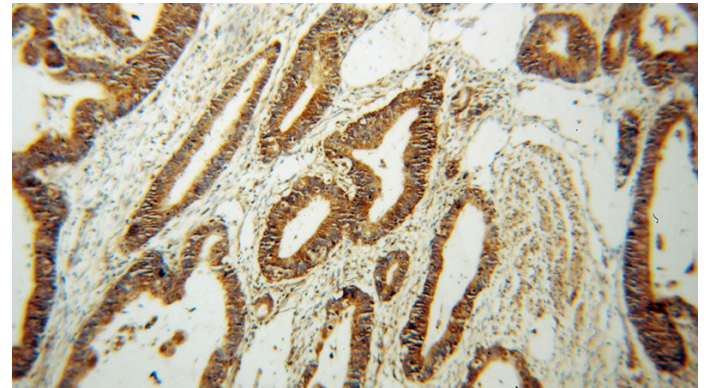
Human, Mouse, Rat; other species not tested.

IHC: 1:20-1:200

Antibody description

CKMT1A Rabbit Polyclonal antibody. Positive IHC detected in human colon cancer tissue. Positive IP detected in mouse heart tissue. Positive WB detected in rat heart tissue, human colon tissue, human testis tissue, mouse heart tissue, mouse testis tissue. Observed molecular weight by Western-blot: 45 kDa

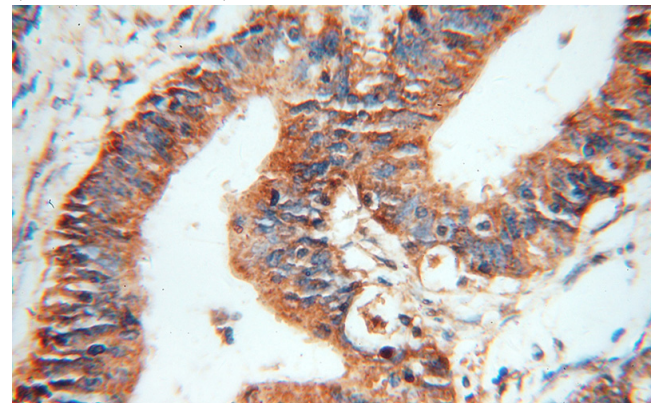
Validations



Immunohistochemical of paraffin-embedded human colon cancer using Catalog No:109330(CKMT1A antibody) at dilution of 1:50 (under 10x lens)

Preparation

This antibody was obtained by immunization of CKMT1A recombinant protein (Accession Number: NM_001015001). Purification method: Antigen affinity purified.



Immunohistochemical of paraffin-embedded human colon cancer using Catalog No:109330(CKMT1A antibody) at dilution of 1:50

Formulation

PBS with 0.02% sodium azide and 50% glycerol pH 7.3.

Storage

Store at -20°C. DO NOT ALIQUOT

Clonality

Polyclonal

Ig Type

Rabbit IgG

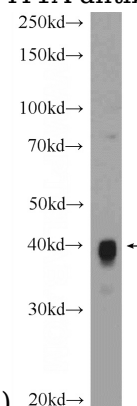
Applications

ELISA, IHC, IP, WB

Dilutions

Recommended Dilution:

(under 40x lens)



CKMT1A antibody

Catalog Number: 109330

rat heart tissue were subjected to SDS PAGE followed by western blot with Catalog No:109330(CKMT1A Antibody) at dilution of

IP Result of anti-CKMT1A (IP:Catalog No:109330, 4ug; Detection:Catalog No:109330 1:1000) with mouse heart tissue lysate 3200ug.

