

# PRPF39 antibody



Catalog Number: 114230

## Product name

PRPF39 antibody

## Specificity

Human; other species not tested.

## Antibody description

PRPF39 Rabbit Polyclonal antibody. Positive WB detected in K-562 cells, COLO 320 cells, Raji cells. Positive IHC detected in human testis tissue. Observed molecular weight by Western-blot: 75-85 kDa

## Preparation

This antibody was obtained by immunization of PRPF39 recombinant protein (Accession Number: BC125126). Purification method: Antigen affinity purified.

## Formulation

PBS with 0.1% sodium azide and 50% glycerol pH 7.3.

## Storage

Store at -20°C. DO NOT ALIQUOT

## Clonality

Polyclonal

## Ig Type

Rabbit IgG

## Applications

ELISA, WB, IHC

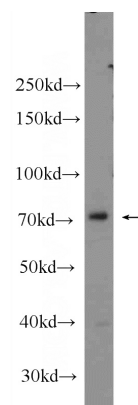
## Dilutions

Recommended Dilution:

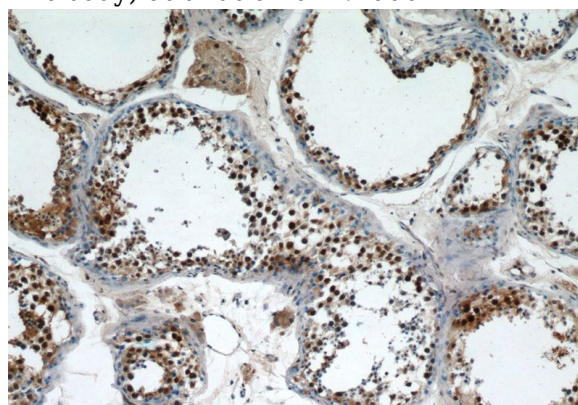
WB: 1:500-1:5000

IHC: 1:20-1:200

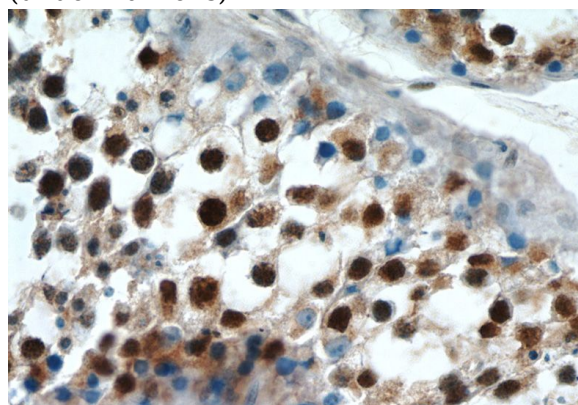
## Validations



K-562 cells were subjected to SDS PAGE followed by western blot with Catalog No:114230(PRPF39 Antibody) at dilution of 1:1000



Immunohistochemistry of paraffin-embedded human testis tissue slide using Catalog No:114230(PRPF39 Antibody) at dilution of 1:100 (under 10x lens)



Immunohistochemistry of paraffin-embedded human testis tissue slide using Catalog

# PRPF39 antibody



Catalog Number: 114230

---

No:114230(PRPF39 Antibody) at dilution of 1:100 (under 40x lens)