

DHX32 antibody

Catalog Number: 109930

Product name

DHX32 antibody

IHC: 1:20-1:200

IF: 1:20-1:200


Specificity

Human, Mouse, Rat; other species not tested.

Validations

Antibody description

DHX32 Rabbit Polyclonal antibody. Positive IHC detected in human testis tissue, human kidney tissue. Positive IF detected in HeLa cells. Positive WB detected in mouse kidney tissue, A431 cells, COLO 320 cells, mouse colon tissue. Observed molecular weight by Western-blot: 84kd, 75kd



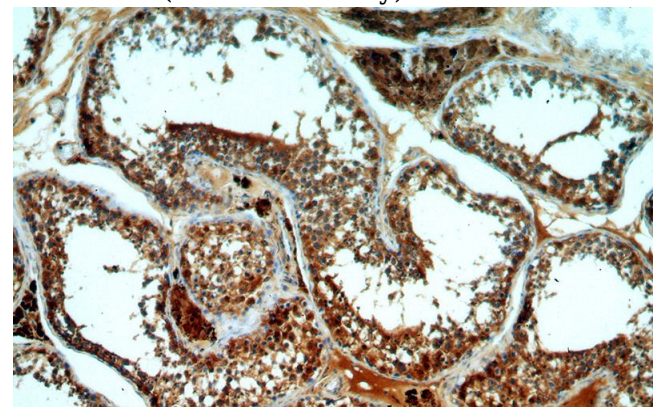
Preparation

This antibody was obtained by immunization of DHX32 recombinant protein (Accession Number: XM_017016405). Purification method: Antigen affinity purified.

mouse kidney tissue were subjected to SDS PAGE followed by western blot with Catalog No:109930(DHX32 antibody) at dilution of 1:800

Formulation

PBS with 0.02% sodium azide and 50% glycerol pH 7.3.



Storage

Store at -20°C. DO NOT ALIQUOT

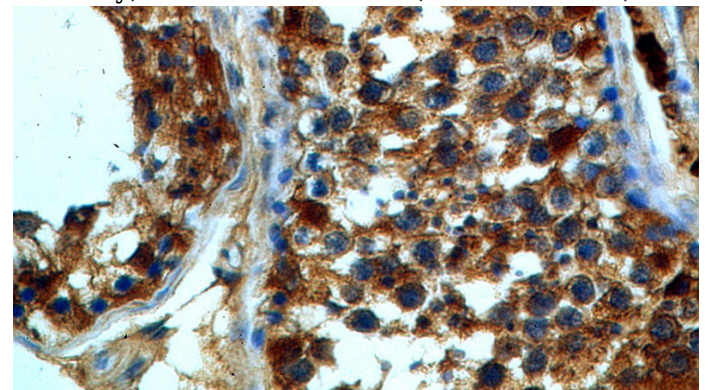
Clonality

Polyclonal

Immunohistochemical of paraffin-embedded human testis using Catalog No:109930(DHX32 antibody) at dilution of 1:100 (under 10x lens)

Ig Type

Rabbit IgG



Applications

ELISA, WB, IHC, IF

Dilutions

Recommended Dilution:

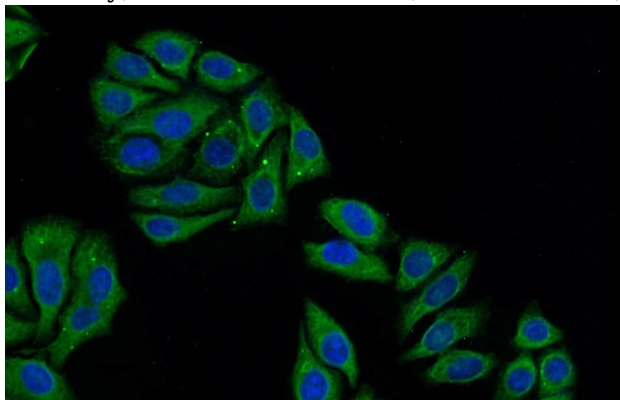
WB: 1:200-1:2000

Immunohistochemical of paraffin-embedded human testis using Catalog No:109930(DHX32

DHX32 antibody

Catalog Number: 109930

antibody) at dilution of 1:100 (under 40x lens)



Immunofluorescent analysis of HeLa cells using Catalog No:109930(DHX32 Antibody) at dilution of 1:50 and Alexa Fluor 488-conjugated AffiniPure Goat Anti-Rabbit IgG(H+L)