

AKAP12 antibody

Catalog Number: 107930

Product name

AKAP12 antibody

Specificity

Human, Rat; other species not tested.

Antibody description

AKAP12 Rabbit Polyclonal antibody. Positive IHC detected in human placenta tissue, human colon tissue. Positive WB detected in rat brain tissue. Observed molecular weight by Western-blot: 200 kDa

Preparation

This antibody was obtained by immunization of AKAP12 recombinant protein (Accession Number: NM_144497). Purification method: Antigen affinity purified.

Formulation

PBS with 0.1% sodium azide and 50% glycerol pH 7.3.

Storage

Store at -20°C. DO NOT ALIQUOT

Clonality

Polyclonal

Ig Type

Rabbit IgG

Applications

ELISA, WB, IHC


Dilutions

Recommended Dilution:

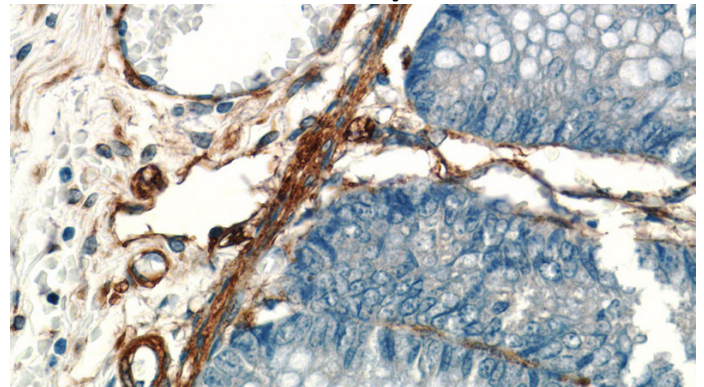
WB: 1:200-1:2000

IHC: 1:20-1:200

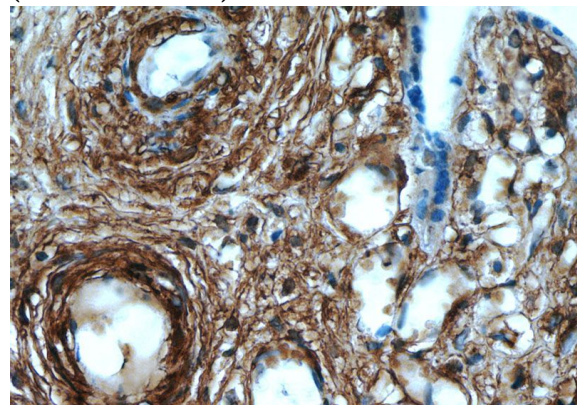
Validations



rat brain tissue were subjected to SDS PAGE followed by western blot with Catalog No:107930(AKAP12 Antibody) at dilution of 1:600



Immunohistochemistry of paraffin-embedded human colon tissue slide using Catalog No:107930(AKAP12 Antibody) at dilution of 1:50 (under 40x lens)



Immunohistochemistry of paraffin-embedded human placenta tissue slide using Catalog No:107930(AKAP12 Antibody) at dilution of 1:50

AKAP12 antibody



Catalog Number: 107930

(under 40x lens)