

MFN2 antibody

Catalog Number: 112530

Product name

MFN2 antibody

Specificity

Human, Mouse, Rat; other species not tested.

Antibody description

MFN2 Rabbit Polyclonal antibody. Positive IHC detected in human heart tissue, human colon cancer tissue, human kidney tissue. Positive WB detected in mouse testis tissue, HEK-293 cells, human heart tissue, human liver tissue, mouse kidney tissue, mouse liver tissue, mouse lung tissue. Positive IP detected in mouse kidney tissue. Observed molecular weight by Western-blot: 86kd

Preparation

This antibody was obtained by immunization of MFN2 recombinant protein (Accession Number: XM_005263548). Purification method: Antigen affinity purified.

Formulation

PBS with 0.1% sodium azide and 50% glycerol pH 7.3.

Storage

Store at -20°C. DO NOT ALIQUOT

Clonality

Polyclonal

Ig Type

Rabbit IgG

Applications

ELISA, WB, IP, IHC

Dilutions


Recommended Dilution:

WB: 1:500-1:5000


IP: 1:500-1:5000

IHC: 1:20-1:200

Validations



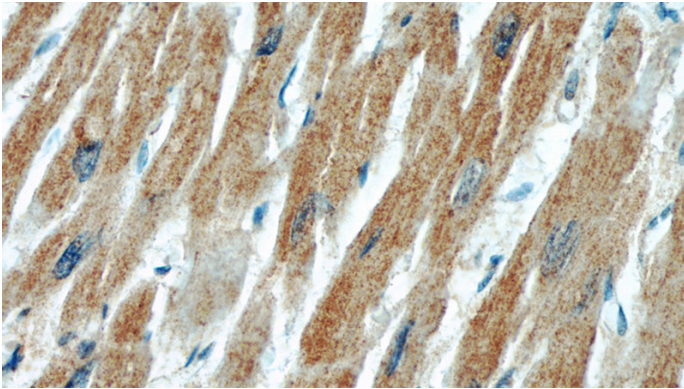
mouse testis tissue were subjected to SDS PAGE followed by western blot with Catalog No:112530(MFN2 antibody) at dilution of 1:400



IP Result of anti-MFN2 (IP:Catalog No:112530, 3ug; Detection:Catalog No:112530 1:1000) with mouse kidney tissue lysate 8000ug.

MFN2 antibody

Catalog Number: 112530



Immunohistochemical of paraffin-embedded human heart using Catalog No:112530(MFN2 antibody) at dilution of 1:50 (under 40x lens)