

FASTKD2 antibody



Catalog Number: 110530

Product name

FASTKD2 antibody

IP: 1:200-1:1000

IF: 1:20-1:200

Specificity

Human, Mouse, Rat; other species not tested.

Antibody description

FASTKD2 Rabbit Polyclonal antibody. Positive WB detected in mouse brain tissue, mouse heart tissue, transfected cells. Positive IP detected in mouse heart tissue. Positive IF detected in COS7 cells, U2OS cells. Observed molecular weight by Western-blot: 73-75 kDa

Preparation

This antibody was obtained by immunization of FASTKD2 recombinant protein (Accession Number: NM_001136193). Purification method: Antigen affinity purified.

Formulation

PBS with 0.02% sodium azide and 50% glycerol pH 7.3.

Storage

Store at -20°C. DO NOT ALIQUOT

Clonality

Polyclonal

Ig Type

Rabbit IgG

Applications

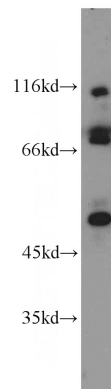
ELISA, WB, IF, IP

Dilutions

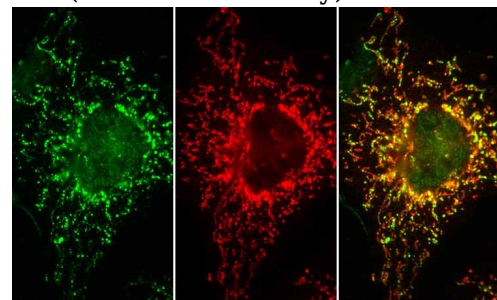
Recommended Dilution:

WB: 1:500-1:5000

Validations



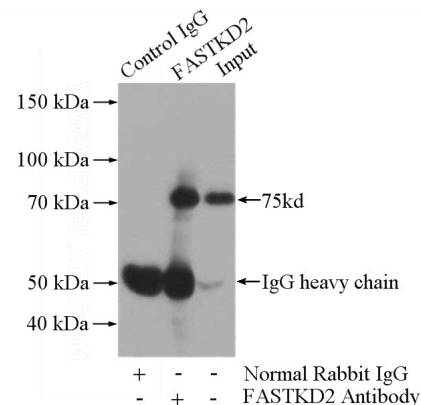
mouse brain tissue were subjected to SDS PAGE followed by western blot with Catalog No:110530(FASTKD2 antibody) at dilution of



Endogenous protein in COS7 cells detected with **FAST KD2** and counterstained with **human anti-mitochondrial antibody** (Immunovision). Cells were fixed with paraformaldehyde and permeabilized with -20 methanol; similar results were obtained using detergent permeabilization following paraformaldehyde fixation.

1:1000

IF result of anti-FASTKD2 (Catalog No:110530) with COS7 cells.



IP Result of anti-FASTKD2 (IP:Catalog No:110530, 4ug; Detection:Catalog No:110530 1:300) with

FASTKD2 antibody



Catalog Number: 110530

mouse heart tissue lysate 4000ug.