

Catalog Number: 168130

Product name

Anti-TBLR1/TBL1XR1 (4F3) Mouse antibody

Specificity

Human, Mouse

Antibody description

TBLR1/TBL1XR1 (4F3) Mouse monoclonal antibody

Preparation

Antigen: Purified recombinant human TBLR1 protein fragments expressed in E.coli.

Formulation

Purified mouse monoclonal in buffer containing 0.1M Tris-Glycine (pH 7.4 150 mM NaCl) with 0.02% sodium azide 50% glycerol

Storage

Store at 4°C short term. Store at -20°C long term. Avoid freeze / thaw cycle.

Clonality

Monoclonal

Ig Type

Mouse IgG1

Applications

WB, IHC-P, ICC/IF

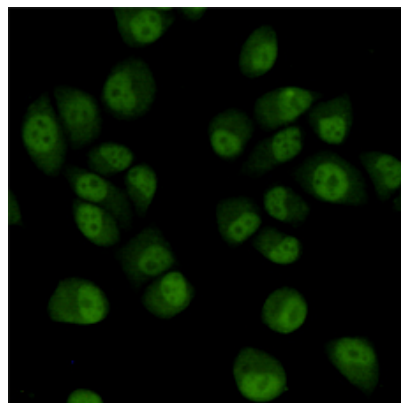
Dilutions

WB: 1/1000

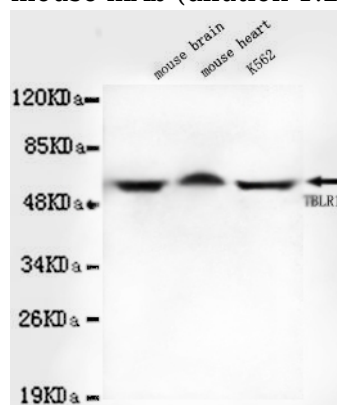
;ICC: 1/200

;IHC: 1/500-1/1000

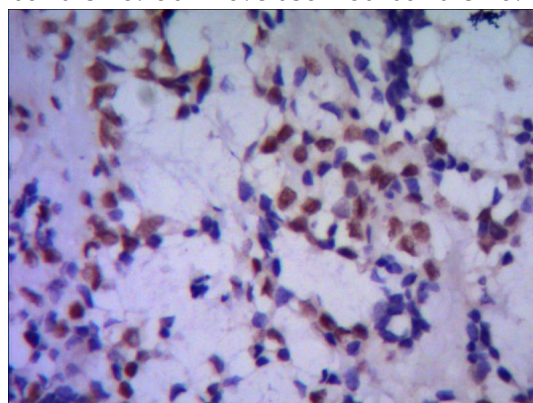
Validations



Immunocytochemistry staining of HeLa cells fixed with 4% Paraformaldehyde and using TBLR1 mouse mAb (dilution 1:200).



Western blot detection of TBLR1 in Mouse brain, Mouse heart and K562 cell lysates using TBLR1 mouse mAb (1:1000 diluted). Predicted band size: 60KDa. Observed band size: 60Kda.



IHC of paraffin-embedded human breast cancer tissue using anti-TBLR1 mouse mAb diluted

Anti-TBLR1/TBL1XR1 (4F3) Mouse antibody



Catalog Number: 168130

Western blot detection of TBLR1 in HeLa and K562 cell lysates using TBLR1 mouse mAb (1:1000 diluted). Predicted band size: 60KDa. Observed band size: 60Kda.

