

FGA Polyclonal Antibody



Catalog Number: 162130

Product name

FGA Polyclonal Antibody

Specificity

Human, Mouse, Rat

Antibody description

Polyclonal antibody to FGA

Preparation

Antigen: Recombinant fusion protein containing a sequence corresponding to amino acids 40-339 of human FGA (NP_068657.1).

Formulation

PBS with 0.02% sodium azide, 50% glycerol, pH7.3.

Storage

Store at -20°C. Avoid freeze / thaw cycles.

Clonality

Polyclonal

Ig Type

Rabbit IgG

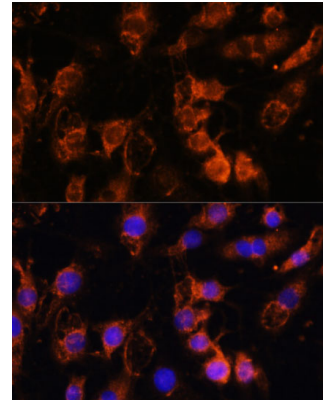
Applications

IF

Dilutions

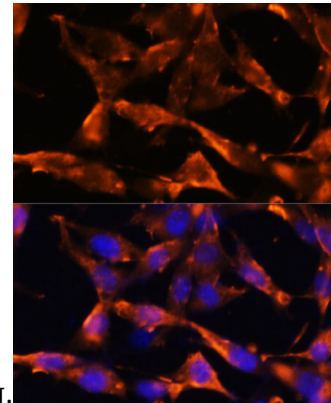
IF 1:50 - 1:200

Validations



Immunofluorescence - FGA Polyclonal Antibody

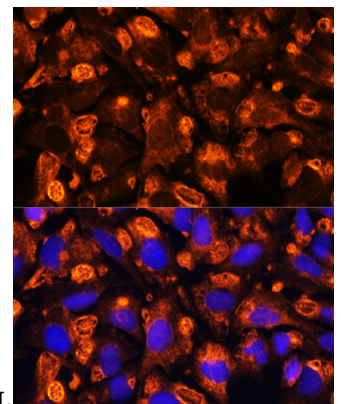
Immunofluorescence analysis of C6 cells using FGA antibody at dilution of 1:100. Blue: DAPI for



nuclear staining.

Immunofluorescence - FGA Polyclonal Antibody

Immunofluorescence analysis of NIH/3T3 cells using FGA antibody at dilution of 1:100. Blue:



DAPI for nuclear staining.

Immunofluorescence - FGA Polyclonal Antibody

Immunofluorescence analysis of U-2 OS cells using FGA antibody at dilution of 1:100. Blue: DAPI for nuclear staining.