

CD34 antibody

Catalog Number: 109030

Product name

CD34 antibody

Specificity

Human, Mouse; other species not tested.

Antibody description

CD34 Rabbit Polyclonal antibody. Positive IHC detected in human hystero myoma tissue, human endometrial cancer tissue, human gliomas tissue, human liver cancer tissue, human liver tissue, human renal cell carcinoma tissue, human small intestine tissue. Positive WB detected in HL-60 cells. Observed molecular weight by Western-blot: 105-120 kDa

Preparation

This antibody was obtained by immunization of CD34 recombinant protein (Accession Number: NM_001025109). Purification method: Antigen affinity purified.

Formulation

PBS with 0.02% sodium azide and 50% glycerol pH 7.3.

Storage

Store at -20°C. DO NOT ALIQUOT

Clonality

Polyclonal

Ig Type

Rabbit IgG

Applications

ELISA, WB, IHC

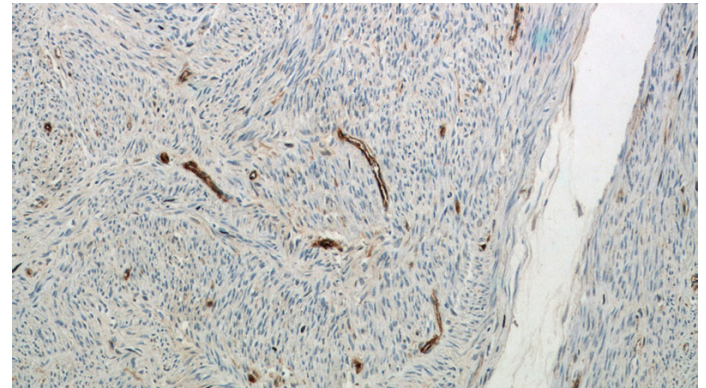
Dilutions

Recommended Dilution:

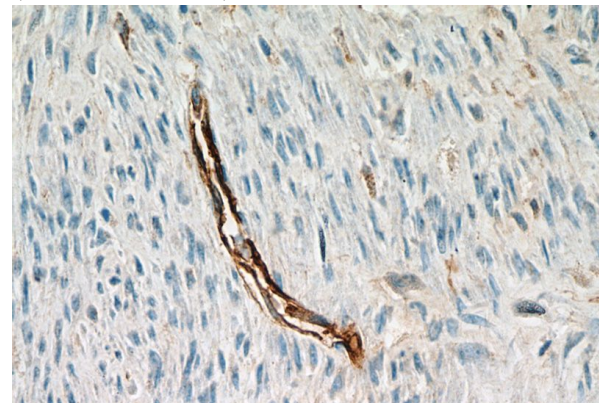
WB: 1:500-1:5000

IHC: 1:20-1:200


Validations



Immunohistochemical of paraffin-embedded human hystero myoma using Catalog No:109030(CD34 antibody) at dilution of 1:50 (under 10x lens)



Immunohistochemical of paraffin-embedded human hystero myoma using Catalog No:109030(CD34 antibody) at dilution of 1:50



(under 40x lens)

CD34 antibody



Catalog Number: 109030

HL-60 cells were subjected to SDS PAGE followed by western blot with Catalog No:109030(CD34 antibody) at dilution of 1:500