

Anti-ADAM7 antibody

Catalog Number: 175030

Product name

Anti-ADAM7 antibody

Specificity

Human, Mouse, Rat

Antibody description

Mouse monoclonal antibody to ADAM7

Preparation

This antigen of this antibody was recombinant protein

Formulation

Liquid, 1*PBS (pH7.4), 0.2% BSA, 50% Glycerol.
Preservative: 0.05% Sodium Azide.

Storage

Store at +4°C after thawing. Aliquot store at -20°C or -80°C. Avoid repeated freeze / thaw cycles.

Clonality

Monoclonal

Ig Type

Mouse IgG1

Applications

WB, ICC, IHC-P

Dilutions

WB: 1:500-1:1,000

ICC: 1:50-1:200

IHC-P: 1:50-1:200

Validations

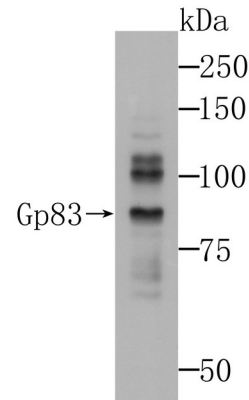
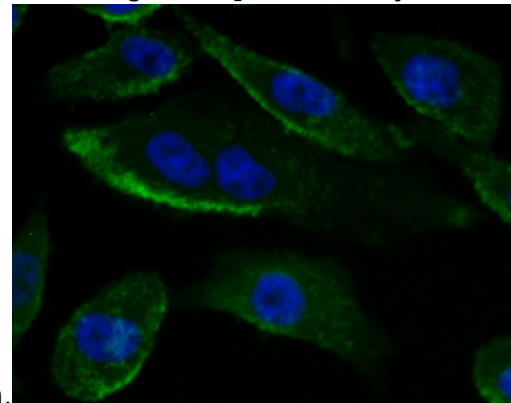


Fig1: Western blot analysis of Gp83 on SH-SY-5Y cells lysates using anti-Gp83 antibody at 1/1,000



dilution.

Fig2: ICC staining Gp83 in PC-3M cells (green). The nuclear counter stain is DAPI (blue). Cells were fixed in paraformaldehyde, permeabilised with 0.25% Triton X100/PBS.

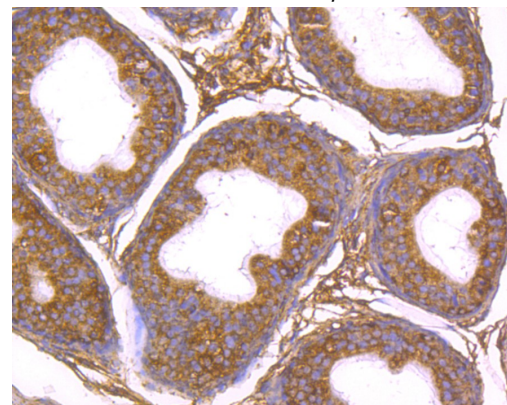


Fig3: Immunohistochemical analysis of paraffin-embedded rat epididymis tissue using anti-Gp83 antibody. Counter stained with hematoxylin.