

VAT1 antibody

Catalog Number: 116720

Product name

VAT1 antibody

Specificity

Human, Rat; other species not tested.

Antibody description

VAT1 Rabbit Polyclonal antibody. Positive WB detected in Jurkat cells, C6 cells, MCF7 cells. Positive IHC detected in human gliomas tissue, human brain tissue. Observed molecular weight by Western-blot: 45kd

Preparation

This antibody was obtained by immunization of VAT1 recombinant protein (Accession Number: NM_006373). Purification method: Antigen affinity purified.

Formulation

PBS with 0.02% sodium azide and 50% glycerol pH 7.3.

Storage

Store at -20°C. DO NOT ALIQUOT

Clonality

Polyclonal

Ig Type

Rabbit IgG

Applications

ELISA, WB, IHC

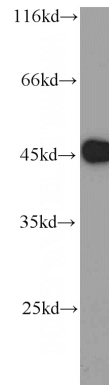
Dilutions

Recommended Dilution:

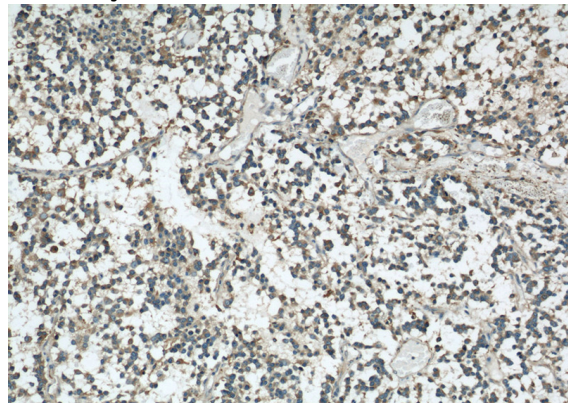
WB: 1:1000-1:10000

IHC: 1:20-1:200

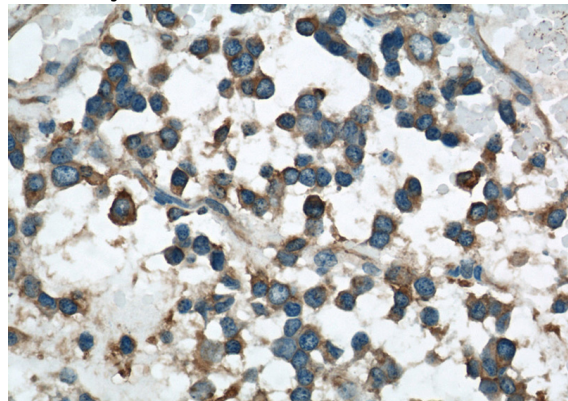
Validations



Jurkat cells were subjected to SDS PAGE followed by western blot with Catalog No:116720(VAT1 antibody) at dilution of 1:2000



Immunohistochemical of paraffin-embedded human gliomas using Catalog No:116720(VAT1 antibody) at dilution of 1:50 (under 10x lens)



Immunohistochemical of paraffin-embedded human gliomas using Catalog No:116720(VAT1 antibody) at dilution of 1:50 (under 40x lens)