

Anti-Rab4 (2H11) Mouse antibody



Catalog Number: 168320

Product name

Anti-Rab4 (2H11) Mouse antibody

Specificity

Human, Mouse, Monkey

Antibody description

Rab4 (2H11) Mouse monoclonal antibody

Preparation

Antigen: Purified recombinant fragment of human RAB4A expressed in E. Coli.

Formulation

Purified antibody in PBS with 0.05% sodium azide

Storage

Store at 4°C short term. Store at -20°C long term. Avoid freeze / thaw cycle.

Clonality

Monoclonal

Ig Type

Mouse IgG1

Applications

WB, IHC-P, FC

Dilutions

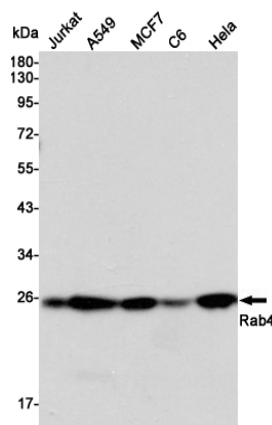
WB: 1/500 - 1/2000

IHC: 1/200 - 1/1000

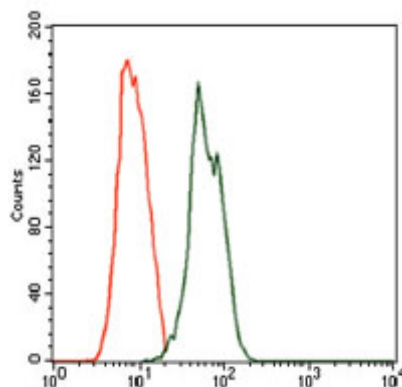
FC: 1/200 - 1/400

ELISA: 1/10000

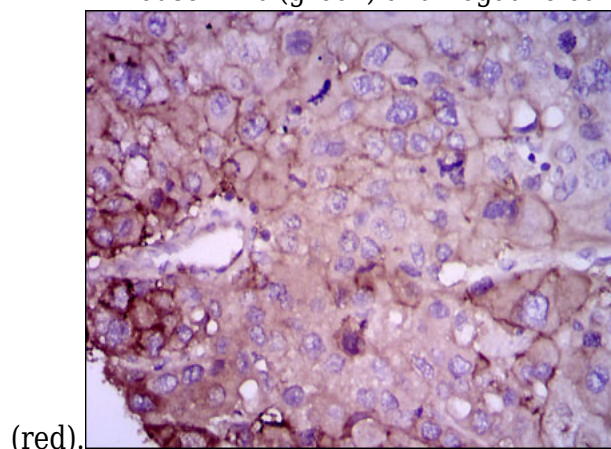
Validations



Western blot detection of Rab4 in Jurkat, A549, MCF7, C6 and HeLa cell lysates using Rab4 mouse mAb (1:5000 diluted). Predicted band size: 25 kDa. Observed band size: 25 kDa.



Flow cytometric analysis of MCF-7 cells using RAB4A mouse mAb (green) and negative control (red).

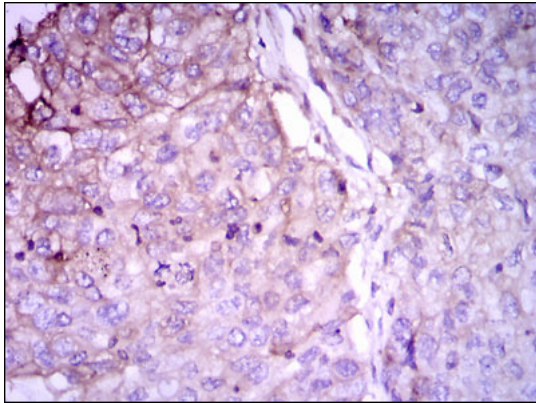


Immunohistochemical analysis of paraffin-embedded liver cancer tissues using RAB4A mouse mAb with DAB staining.

Anti-Rab4 (2H11) Mouse antibody



Catalog Number: 168320



Immunohistochemical analysis of paraffin-embedded lung cancer tissues using RAB4A mouse mAb with DAB staining.