

# TRIM54 antibody



Catalog Number: 116320

## Product name

TRIM54 antibody

IHC: 1:20-1:200


## Specificity

Human, Mouse, Rat; other species not tested.

## Validations

## Antibody description

TRIM54 Rabbit Polyclonal antibody. Positive WB detected in human heart tissue, human skeletal muscle tissue. Positive IHC detected in human heart. Observed molecular weight by Western-blot: 40kd



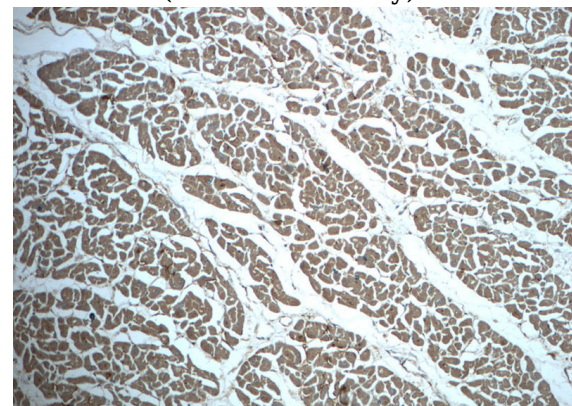
## Preparation

This antibody was obtained by immunization of TRIM54 recombinant protein (Accession Number: XM\_024453010). Purification method: Antigen affinity purified.

human heart tissue were subjected to SDS PAGE followed by western blot with Catalog No:116320(TRIM54 antibody) at dilution of 1:500

## Formulation

PBS with 0.02% sodium azide and 50% glycerol pH 7.3.



## Storage

Store at -20°C. DO NOT ALIQUOT

Immunohistochemistry of paraffin-embedded human heart slide using Catalog No:116320(TRIM54 Antibody) at dilution of 1:50

## Clonality

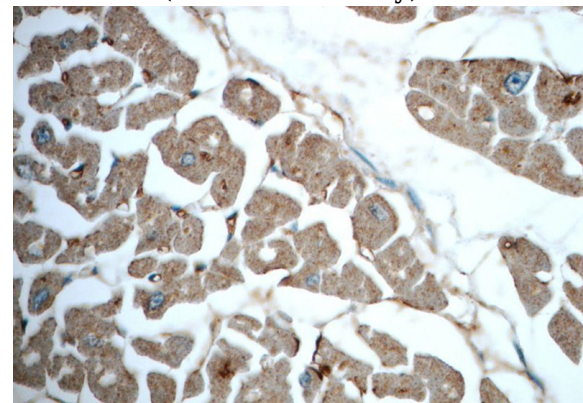
Polyclonal

## Ig Type

Rabbit IgG

## Applications

ELISA, WB, IF, IHC



## Dilutions

Recommended Dilution:

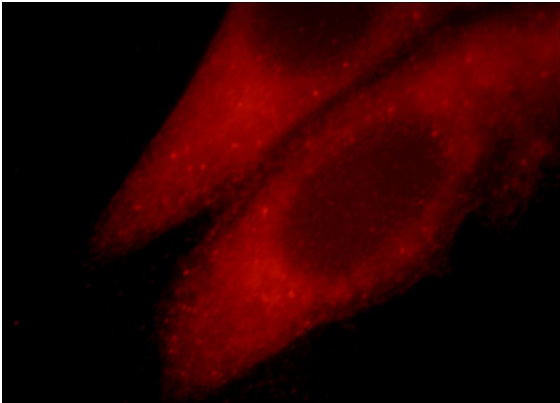
WB: 1:500-1:5000

Immunohistochemistry of paraffin-embedded human heart slide using Catalog No:116320(TRIM54 Antibody) at dilution of 1:50

# TRIM54 antibody

Catalog Number: 116320

---



Immunofluorescent analysis of HepG2 cells, using TRIM54 antibody Catalog No:116320 at 1:25 dilution and Rhodamine-labeled goat anti-rabbit IgG (red).