

PTPN23 antibody

Catalog Number: 114320

Product name

PTPN23 antibody

IP: 1:200-1:2000

IHC: 1:20-1:200

Specificity

Human, Mouse, Rat; other species not tested.

Antibody description

PTPN23 Rabbit Polyclonal antibody. Positive IHC detected in human colon cancer tissue. Positive IP detected in HeLa cells. Positive WB detected in A375 cells, HeLa cells. Observed molecular weight by Western-blot: 179 kDa

Preparation

This antibody was obtained by immunization of PTPN23 recombinant protein (Accession Number: BC004881). Purification method: Antigen affinity purified.

Formulation

PBS with 0.1% sodium azide and 50% glycerol pH 7.3.

Storage

Store at -20°C. DO NOT ALIQUOT

Clonality

Polyclonal

Ig Type

Rabbit IgG

Applications


ELISA, WB, IHC, IP

Dilutions

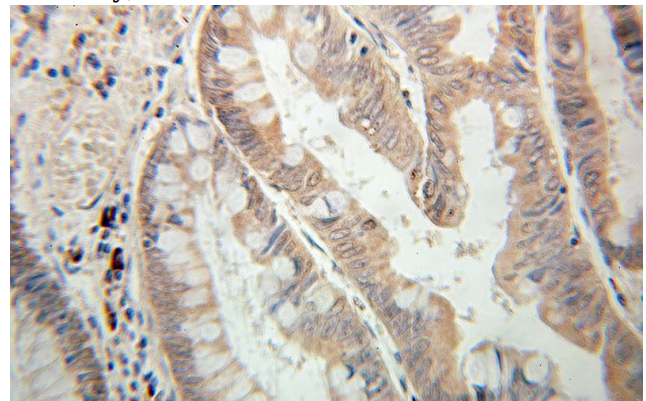
Recommended Dilution:

WB: 1:500-1:5000


Validations



A375 cells were subjected to SDS PAGE followed by western blot with Catalog No:114320(PTPN23 antibody) at dilution of 1:500



Immunohistochemical of paraffin-embedded human colon cancer using Catalog No:114320(PTPN23 antibody) at dilution of 1:100 (under 10x lens)



IP Result of anti-PTPN23 (IP:Catalog No:114320,

PTPN23 antibody



Catalog Number: 114320

5ug; Detection:Catalog No:114320 1:500) with HeLa cells lysate 1000ug.