

TFIP11 antibody

Catalog Number: 107620

Product name

TFIP11 antibody

IHC: 1:20-1:200

IF: 1:50-1:500

Specificity

Human; other species not tested.

Antibody description

TFIP11 Mouse Monoclonal antibody. Positive IF detected in HeLa cells. Positive IHC detected in human testis tissue, human prostate cancer tissue. Positive WB detected in HeLa cells, human brain tissue, human testis tissue. Observed molecular weight by Western-blot: 97 kDa

Preparation

This antibody was obtained by immunization of TFIP11 recombinant protein (Accession Number: NM_001346859). Purification method: Protein A purified.

Formulation

PBS with 0.02% sodium azide and 50% glycerol pH 7.3.

Storage

Store at -20°C. DO NOT ALIQUOT

Clonality

Monoclonal

Ig Type

Mouse IgG2b

Applications


ELISA, WB, IHC, IF

Dilutions

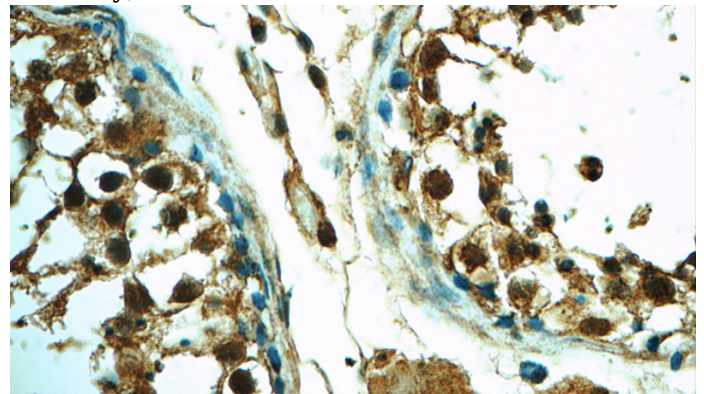
Recommended Dilution:

WB: 1:500-1:5000

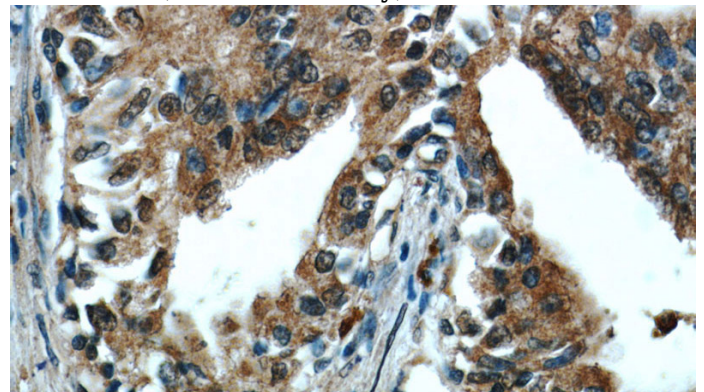
Validations



HeLa cells were subjected to SDS PAGE followed by western blot with Catalog No:107620(TFIP11 antibody) at dilution of 1:1000



Immunohistochemistry of paraffin-embedded human prostate cancer tissue slide using Catalog No:107620(TFIP11 Antibody) at dilution of 1:50

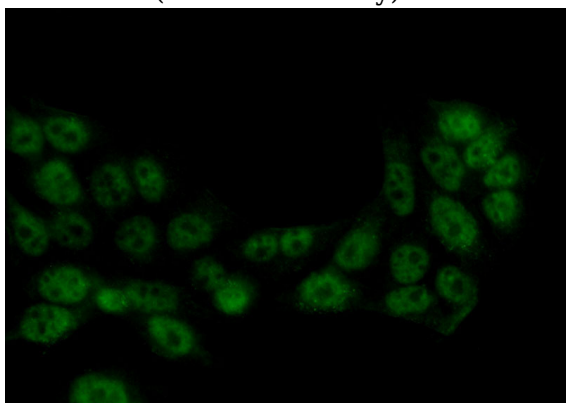


Immunohistochemistry of paraffin-embedded human prostate cancer tissue slide using Catalog

TFIP11 antibody

Catalog Number: 107620

No:107620(TFIP11 Antibody) at dilution of 1:50



Immunofluorescent analysis of (10% Formaldehyde) fixed HeLa cells using Catalog No:107620(TFIP11 Antibody) at dilution of 1:100 and Alexa Fluor 488-conjugated AffiniPure Goat Anti-Mouse IgG(H+L)